

Infitek

NUCLEIC ACID EXTRACTION & KITS



Infitek



Infitek



Infitek



Infitek



Infitek

Infitek

Infitek Co., Ltd.

TEL: +86-531-88982330
FAX: +86-531-88983691
Website: infitek.com
Email: info@infitek.com
Service: support@infitek.com
Address: Room 201, Building A, No.1 Qianwan 1st Road, Qianhai
Shenzhen-Hong Kong Cooperation Zone, Shenzhen (Settled in
Shenzhen Qianhai Business Secretary Co., Ltd.)

US Office

INFITEK INC.

522W RIVERSIDE AVE STE N,SPOKANE,WA 99201
EMAIL: INFO@INFITEK.COM



Nucleic Acid Extractor, Automatic

NAE-0132

Description

- This Automatic nucleic acid extractor adopts magnetic beads separation technique. Different from the magnetic beads purifying method of other movable liquid, the magnetic beads are transferred between deep well plate with specific reagent under this method, the magnetic rod is loaded with disposable magnetic sleeve, through the separation of magnetic rod and the magnetic sleeve, the collection, release, transfer and incubation is realized. The high quality nucleic acid can be extracted from specimen like saliva, swab, dry blood stain, complete blood, serum/plasm, animal and plan tissue.

Features

Product Advantages

- High throughput;
- Huge kit portfolio;
- Prefilled 96-well plates;
- Easy to set up and run;
- No cross contamination;
- Efficient: 3 levels of amplitude, 5 levels of frequency; With the original virus extraction kit, the extraction can be completed in 13 minutes;
- Precise: The deep hole heating strip with stronger wrapping reduces the error between the set temperature and the actual temperature;
- Intelligent: Customize Chinese or English interface according to customers' needs; Save program (e.g. Virus /DNA/ Protein) according to extraction type for easy lookup;
- Secure: HEPA H11 effectively prevents cross contamination; When the program is finished, the irradiation time of the ULTRAVIOLET disinfection lamp can be customized.

Product features

- The intelligent cycle magnetic absorption function can realize the magnetic bead residue of any system < 0.5%;
- The magnetic rod can be dismantled to facilitate repair and change, hence prolong the device use time;
- Adjustable to multiple scales and modules, and meet the requirements of different trials;
- Adopt deep vacuum heating strip of strong wrapping ability, and reduce the bias between set temperature and actual temperature;
- Mounted with ultraviolet disinfectant device and level II HEPA high efficiency air filter net, and reduce aerosol pollution effectively;
- Adopt Linux system and interchange easily between Chinese and English interfac;
- Able to save program according to extraction type, convenient for search.

Ptcture



Technical Parameters

Model	NAE-0132
Working voltage	AC110-240V,50-60Hz
Working temperature	10-40°C
Working humidity	Below 80%
Specimen flux	1-32, minimum specimen disposal amount: 1 specimen/time
Extracted plate position	2 positions
Applicable consumables	96 deep well plate, 6-well reagent stripe etc.
Heating position	Column 2,6,8,12 can be heated
Temperature control	10 - 99°C
Working volume	20-1000 μl
Magnetic bead recovery rate	>99.5%
Screen display	Graphic color control panel is ok for independent use, computer is not needed.
Sensation equipment	Pyroelectric technique
Operation interface	10 inch, 1024 x 600 color screen, interchangeable between Chinese and English
Net set	Ethernet can be extended to realize remote control
Ultraviolet light	Yes
Pollution control	Level II HEPA filter net
External dimension	(405mmx350mmx465mm) mm±10mm
Instrument weight	28kg
USB interface	Yes
Noise	<60db
Experiment storage	At most 64 accounts can be established, and each account has at most 100 program storage spaces
Program management	Program classified management function is built inside, and the program can be pre-set
Oscillatory mix	Adjustable with multiple modules and scales
Magnetic absorption module	One step magnetic absorption and multiple magnetic absorption
Magnetic absorption cycle time	1-10 adjustable
Package Dimension (W*D*H)(mm)	570*500*600

Nucleic Acid Extractor, Automatic

NAE-0196

Description

- The NAE-0196 magnetic particle processor is designed for automated transfer and processing of magnetic particles in micro-plate format. The patented technology of the NAE-0196 system is based on the use of magnetic rods covered with a disposable, specially designed tip comb and plates. The instrument functions without any dispensing or aspiration parts or devices. Samples and reagents, including magnetic particles, are dispensed into the plates according to the corresponding instructions. The magnetic head can be easily switched without tools, depending on your plate setup, allowing you to run large or small volumes.

Features

Product Advantages

- High throughput;
- Huge kit portfolio;
- Prefilled 96-well plates;
- Easy to set up and run;
- No cross contamination;
- Flexibility of input volume



★ Huge kit portfolio



★ No cross contamination



★ Flexibility of input volume



★ Easy to set up and run



★ High throughput




★ Prefilled 96-well plates

Product features

- Contamination controllable: closed enclosure, ultraviolet sterilization device and 11-level HEPA high efficiency air filter can effectively reduce aerosol contamination.
- High throughput&Large volume capacity: The heating module and the magnetic rod can be easily replaced with 24 channels, and the program is compatible with 96 high throughput and 24 large volume capacity extraction.96 samples can be extracted within 13 minutes.
- Liquid level recognition: The amplitude can be automatically adjusted according to the liquid volume to avoid liquid overflow caused by improper parameter settings.
- Cyclic magnetic beads absorption: the magnetic beads absorption can be cycled repeatedly to make the residual amount of magnetic beads <0.5%.
- Power-off protection: while power-off, the program can continue to execute after repowering.

Ptcture







Technical Parameters

Parameter	96channels
Sample throughput	96
Sample volume	20 mL~1000 uL
Model	NAE-0196
Temperature control	10 ~99 C
Magnetic beads recovery rate	>99.5%
Oscillating mixing	Multi-modeandmulti-speedadjustable,theamplitudecanbeautomati-callyadjustedaccordingtotheliquidvolume
Power	100--240Vac, 50/60 Hz
Data storage	Store>500groupsofprograms
Operation interface	7" 870x1550Colorscreen, freeswitchbeteeenChineseand Englishinterace
Power-off protection	Yes
Power-off control	Seromotor
Oscillating technology	SuperVibrate
Computer interface	RS232
Operating temperature range	5~40 C
Operating humidity range	Below80%
Weight	45kg
Size	685mmx840mmx420mm
UV lamp	Yes
Contamination control	Level 11 HEPA
Package Dimension (W*D*H)(mm)	880*760*600mm
G.W.(kg)	74

Nucleic Acid Extractor, Automatic

NAE-32P

Features

-  Using high-precision screw
-  Adopt stepping motor brakeway scheme
-  Simple and generous appearance
-  Use UV light for disinfection



Description

- This product is an automated instrument that can provide safe and efficient nucleic acid extraction and purification for biological laboratories and clinical medicine departments. This product can extract nucleic acids from various samples such as animal and plant tissues, viruses, fungi, bacteria, plasmids, whole blood or cultured cells. It is equipped with multiple safety functions such as door opening protection, UV disinfection, and UV protection from the observation window to ensure the experimental results are safer and more reliable.



- Android operating system, matching 10.1-inch capacitive touch screen, simple and smooth operation
- Simple and generous appearance, bright and spacious observation window, working conditions are clearly visible

Features

- Adopt stepping motor brakeway scheme to ensure motion accuracy and operation safety
- Use UV light for disinfection to reduce cross-infection and aerosol contamination of samples
- Real-time display of program progress and remaining time
- Scalable Ethernet remote control
- Automatic power-off protection, prompts to continue unfinished program operation after power is restored, to ensure safe operation of the entire extraction/purification process
- Equipped with door opening protection function to prevent misoperation
- Support U disk import/export program, can connect keyboard and mouse
- Fast extraction 10-50 minutes/time (depending on different reagents).



- Support U disk import/export program, can connect keyboard and mouse



- Using high-precision screw to realize the transmission structure, the extraction efficiency is fast, and the nucleic acid yield is high

Specifications

Model	NAE-32P
Throughput	1-32
Process Volume	20-1000 μL
Consumable	96 deep well Plate+Magnetic rod stip
Collection Efficiency	≥98%
Stability	CV≤3%
Operation Temp. Range	10℃-40℃
Humidity Range	10%-90%
Heating Temp.Range	Normal temp.+5℃~125℃
Oscillatory mixed mode	Adjustable
Pollution control	UV light
Lighting	Yes
Safety protection	Auto data protection
Reagent type	Magnetic bead reagent
Display	10.1 touch screen, Android operation system
Communication	LAN, USB, Wi-Fi
Dimension(L*W*H)	430×390×505
Weight	30Kg
Electricity	AC100~240V 50Hz/60Hz 450W
Package Dimension (W*D*H) (mm)	590*550*720
G.W.(kg)	52