

Infitek

Chemistry Analyzer

Fully Automatic
Semi-Auto
Veterinary



Infitek



Infitek



Infitek



Infitek



Infitek

Infitek

Infitek Co., Ltd.

TEL: +86-531-88982330

FAX: +86-531-88983691

Website: infitek.com

Email: info@infitek.com

Service: support@infitek.com


Address: Room 201, Building A, No.1 Qianwan 1st Road, Qianhai
Shenzhen-Hong Kong Cooperation Zone, Shenzhen (Settled in
Shenzhen Qianhai Business Secretary Co., Ltd.)

US Office

INFITEK INC.

522W RIVERSIDE AVE STE N,SPOKANE,WA 99201

EMAIL: INFO@INFITEK.COM



Chemistry Analyzer Fully Automatic

BA-A-120



- ◆ Constant 120 test / hour with double reagent
- ◆ 80 reagent positions
- ◆ Automatic liquid level sensing, anti-collision protection
- ◆ Integrated full closed optical system, multi wavelength simultaneous detection
- ◆ New amorphous optical plastics reaction cups, perfect transmittance
- ◆ Maintenance free semiconductor solid state refrigeration
- ◆ Friendly surface and easy to operation

Multifunctional precision sampling probe

- ◆ External & internal mirror polish, external & internal probe washing
- ◆ Dedicated sampling probe equipped with sensitive liquid sensor, timely feedback of reagent & sample residuals
- ◆ Collision protection, automatic probe depth adjusting



Excellent mixer design

- ◆ Teflon coating mixer. No water dropping (reducing carry-over)
- ◆ Excellent mixing effect with standard mixing procedure



High precision ceramic syringe

- ◆ Permanent ceramic piston
- ◆ Accurate dispensing as low as 0.1 μ l



Reagent & sample tray

- ◆ 80 reagent positions (40 for R1, 40 for R2)
- ◆ 40 sample positions, micro cup & test tube can be used
- ◆ Non-stop cooling system with peltier pad inside, 24 hours 2°C-14°C
- ◆ Bar code reader(optional)



Reaction tray

- ◆ 50 disposable cuvettes
- ◆ Reaction volume as low as 150 μ l
- ◆ Stable & accurate temperature(37 \pm 0.1 °C) for reaction



Advanced operating system

- ◆ User friendly software interface simple, easy-to-operation
- ◆ Sample automatic dilution(decrease, increase, normal)
- ◆ Reaction result automatic checking and warning, calibration result automatic checking, warning alarm log
- ◆ Linear & nonlinear calibration, Multi-points calibration up to 8 points
- ◆ Quality control apply to westgard, L-T plot, cumulative



Technical specifications

General Information	
Machine type	Random access, open reagent & locked reagent (optional)
Test speed	Constant 120 tests/hour (Mono reagent or double reagent)
Test principle	Colorimetric, turbidimetry
Test method	1 point end, 2 point end, Fixed-Time, Kinetics
Calibration type	Linear & nonlinear

Sample Unit	
Sample tray	40 sample positions
Sample tube	Micro cup & test tube & blood collection tube can be used.(\varnothing 12 -13)mm *(25-100)mm
Sample volume	2-30 μ l step by 0.1 μ l
Sample probe	Liquid surface detection, timely tracking for liquid volume. Collision avoidance
Probe cleaning	Automatic washing for both interior and exterior, carry-over < 0.05%
Sample barcode	Sample barcode reader (optional)

Reagent Unit	
Reagent tray	80 reagent positions (40 for R1 & 40 for R2), Non-stop cooling system with peltier pad inside, 24 hours 2 $^{\circ}$ C-14 $^{\circ}$ C, open system, could accept any reagent.
Reagent volume	20-300 μ l, step by 1 μ l
Reagent needle	Liquid surface detection, timely tracking for liquid volume. Collision avoidance.
Probe cleaning	Automatic washing for both interior and exterior ,carry-over < 0.05%
Reagent barcode	Reagent barcode reader (optional)

Reaction Unit	
Reaction tray	50 reaction cuvettes, new amorphous optical plastics reaction cups, perfect transmittance.
Reaction volume	150 μ l-330 μ l
Reaction time	10 minutes
Temperature	Peltier pad incubation system, reaction temperature (37 $^{\circ}$ C \pm 0.1 $^{\circ}$ C)

Mixing System	
Mixer	Paddle-type mixing,surface teflon treatment, wash before and after mixing ,effective reducing of carry-over

Optical System	
Light source	Halogen lamp
Wavelength	340nm; 405nm; 450nm; 505nm; 546nm; 578nm; 630nm;700nm(4 more options)
Absorbance range	0-4.0 Abs
Resolution	0.0001 Abs

Operating System	
Operation system	Windows XP, Windows 7, Windows 8, Windows 10
Report printing	6 formats optional, support custom pattern
Interface	TCP/IP network interface

Working Conditions	
Electricity	AC 110/220V \pm 10%, 50/60 Hz,
Water consumption	2.5L/hour (maximum)
Dimension(L*W*H)	750mm * 550mm * 475mm
Net weight	45.4kg
Language	All languages customizable

Chemistry Analyzer Fully Automatic

BA-A-160



- ◆ Constant 150 test / hour with double reagent
- ◆ 80 reagent positions
- ◆ Automatic liquid level sensing, anti-collision protection.
- ◆ Integrated full closed optical system, multi wavelength simultaneous detection.
- ◆ New amorphous optical plastics reaction cups, perfect transmittance.
- ◆ Maintenance free semiconductor solid state refrigeration
- ◆ Friendly surface and easy to operation

Multifunctional precision sampling probe

- ◆ External & internal mirror polish, external & internal probe washing
- ◆ Dedicated sampling probe equipped with sensitive liquid sensor, timely feedback of reagent & sample residuals
- ◆ Collision protection, automatic probe depth adjusting



Excellent mixer design

- ◆ Teflon coating mixer. No water dropping (reducing carry-over)
- ◆ Excellent mixing effect with standard mixing procedure



High precision ceramic syringe

- ◆ Permanent ceramic piston
- ◆ Accurate dispensing as low as 0.1 μ l



Reagent & sample tray

- ◆ 80 reagent positions (40 for R1, 40 for R2)
- ◆ 40 sample positions, micro cup & test tube can be used
- ◆ Non-stop cooling system with peltier pad inside, 24 hours 2°C-14°C
- ◆ Bar code reader(optional)



Reaction tray

- ◆ 44 cuvettes
- ◆ Reaction volume as low as 150 μ l
- ◆ Stable & accurate temperature(37 \pm 0.1 °C) for reaction



Advanced operating system

User friendly software interface simple, easy-to-operation
 Sample automatic dilution(decrease, increase, normal)
 Reaction result automatic checking and warning, calibration result automatic checking, warning alarm log
 Linear & nonlinear calibration, Multi-points calibration up to 8 points
 Quality control apply to westgard, L-T plot, cumulative



Technical specifications

General information	
Machine type	Random access, open reagent & locked reagent (optional)
Test speed	Constant 150 tests/hour (Mono reagent or double reagent)
Test principle	Colorimetric method, turbidimetry
Test method	1 point end, 2 point end, Fixed-Time, Kinetics
Calibration type	Linear & nonlinear

Sample unit	
Sample tray	40 sample positions
Sample tube	Micro cup & test tube & blood collection tube can be used. (ϕ 12-13)mm*(25-100)mm
Sample volume	2-30 μ l step by 0.1 μ l
Sample probe	Liquid surface detection, timely tracking for liquid volume. Collision avoidance
Sample barcode	Sample barcode reader (optional)

Reagent unit	
Reagent tray	80 reagent positions (40 for R1 & 40 for R2), Non-stop cooling system with peltier pad inside, 24 hours 2°C-14°C, open system, could accept any reagent.
Reagent volume	20-300 μ l, step by 1 μ l
Reagent needle	Liquid surface detection, timely tracking for liquid volume. Collision avoidance.
Reagent barcode	Reagent barcode reader (optional)

Reaction unit	
Reaction tray	44 reaction cuvettes, new amorphous optical plastics reaction cups, perfect transmittance.
Reaction volume	150 μ l-330 μ l
Reaction time	10 minutes
Temperature	Peltier pad incubation system, reaction temperature (37°C \pm 0.1 °C)

Mixing system	
Mixer	paddle-type mixing, effective reducing of carry-over

Optical system	
Light source	Halogen lamp
Wavelength	340nm; 405nm; 450nm; 505nm; 546nm; 578nm; 630nm;700nm (4 more options)
Absorbance range	0-4.0 Abs
Resolution	0.0001 Abs

Operating system	
Operation system	Windows XP, Windows 7, Windows 8, Windows 10
Data processing	Automatic calibration, test combination, effective time management of reagents, serum index, whole process detection, linear expansion of enzyme, blank deduction, dirty cuvette memory, cross infection prevention, patient information memory and association input, automatic report audit, data fuzzy query, report statistics and printing, reference range grading, alarm information classification, user operation privilege classification management.
Report printing	6 formats optional, support custom pattern
Interface	TCP/IP network interface

Working conditions	
Language	Chinese, English, Russian, French, Spanish, Portuguese. Other language is optional.
Power supply	AC 110/220V \pm 10%, 50/60 Hz, 650W
Water consumption	6L/hour(maximum)
Dimension	750mm \times 475mm \times 535mm(L \times W \times H)
Weight	80kg

Chemistry Analyzer Fully Automatic


BA-A-220



- ◆ Constant 200 test / hour with double reagent
- ◆ Up to 80 reagent positions
- ◆ Automatic liquid level sensing, anti-collision protection.
- ◆ Integrated full closed optical system, multi wavelength simultaneous detection.
- ◆ New amorphous optical plastics reaction cups, perfect transmittance.
- ◆ Maintenance-free semiconductor solid-state refrigeration.
- ◆ Friendly surface and easy to operation

Multifunctional precision sampling probe

- ◆ External & internal mirror polish, external & internal probe washing
- ◆ Dedicated sampling probe equipped with sensitive liquid sensor, timely feedback of reagent & sample residuals.
- ◆ Anti-collision protection, automatic adjustment of probe depth.



Excellent mixer design

- ◆ Teflon coating mixer. No water dropping (reducing carry-over)
- ◆ Excellent mixing effect with standard mixing procedure



High precision ceramic syringe

- ◆ Permanent ceramic piston
- ◆ Accurate dispensing as low as 0.1 μ l



Reagent & sample tray

- ◆ 80 reagent positions (40 for R1, 40 for R2)
- ◆ 40 sample positions, micro cup & test tube can be used
- ◆ Non-stop cooling system with peltier pad inside, 24 hours 2°C-14°C
- ◆ Bar code reader (optional)



Reaction tray

- ◆ 44 reaction cuvettes
- ◆ Reaction volume as low as 150 μ l
- ◆ Stable & accurate temperature (37 \pm 0.1°C) for reaction



Advanced operating system

- ◆ User friendly software interface simple, easy-to-operation
- ◆ Automatic sample dilution (decrease, increase, normal).
- ◆ Automatic reaction result checking and warning, automatic calibration result checking, with warning log.
- ◆ Linear & nonlinear calibration, Multi-points calibration up to 8 points
- ◆ Quality control apply to westgard, L-T plot, cumulative



Technical specifications

General Information	
Machine type	Random access, open reagent & locked reagent (optional)
Test speed	Constant 200 tests/hour (Mono reagent or double reagent)
Test principle	Colorimetric, turbidimetry
Test method	1 point end, 2 point end, Fixed-Time, Kinetics
Calibration type	Linear & nonlinear

Sample Unit	
Sample tray	40 sample positions
Sample tube	Micro cup & test tube & blood collection tube can be used.(\varnothing 12 -13)mm *(25-100)mm
Sample volume	2-30 μ l step by 0.1 μ l
Sample probe	Liquid surface detection, timely tracking for liquid volume. Collision avoidance
Probe cleaning	Automatic washing for both interior and exterior, carry-over < 0.05%
Sample barcode	Sample barcode reader (optional)

Reagent Unit	
Reagent tray	80 reagent positions (40 for R1 & 40 for R2), Non-stop cooling system with peltier pad inside, 24 hours 2 $^{\circ}$ C-14 $^{\circ}$ C, open system, could accept any reagent.
Reagent volume	20-300 μ l, step by 1 μ l
Reagent needle	Liquid surface detection, timely tracking for liquid volume. Collision avoidance.
Probe cleaning	Automatic washing for both interior and exterior, carry-over < 0.05%
Reagent barcode	Reagent barcode reader (optional)

Reaction Unit	
Reaction tray	44 reaction cuvettes, new amorphous optical plastics reaction cups, perfect transmittance.
Reaction volume	150 μ l-330 μ l
Reaction time	10 minutes
Cuvette washing steps	4-stage, 2 times automatic washing system
Temperature	Peltier pad incubation system, reaction temperature (37 $^{\circ}$ C \pm 0.1 $^{\circ}$ C)

Mixing System	
Mixer	Paddle-type mixing,surface teflon treatment, wash before and after mixing ,effective reducing of carry-over

Optical System	
Light source	Halogen lamp
Wavelength	340nm; 405nm; 450nm; 505nm; 546nm; 578nm; 630nm;700nm(4 more options)
Absorbance range	0-4.0 Abs
Resolution	0.0001 Abs

Operating System	
Operation system	Windows XP, Windows 7, Windows 8, Windows 10
Report printing	6 formats optional, support custom pattern
Interface	TCP/IP network interface

Working Conditions	
Electricity	AC 110/220V \pm 10%, 50/60 Hz
Water consumption	8L/hour (maximum)
Dimension(L*W*H)	780*565*1120mm
Net weight	140kg
Language	All languages customizable

Chemistry Analyzer Fully Automatic


BA-A-280



- ◆ Constant speed 200 tests/hour
- ◆ Independent probe
- ◆ Independent stirrer
- ◆ Reagent tray contains 80 reagent positions
- ◆ Sample tray contains 40 sample positions
- ◆ The reaction tray contains 44 UV Plastic reaction cuvettes
- ◆ 4-stage , 3 times automatic washing system

Multifunctional precision sampling probe

- ◆ External & internal mirror polish,external & internal probe washing
- ◆ Dedicated sampling probe equipped with sensitive liquid sensor,timely feedback of reagent & sample residuals
- ◆ Collision protection,automatic probe depth adjusting



Excellent mixer design

- ◆ Teflon coating mixer. No water dropping (reducing carry-over)
- ◆ Excellent mixing effect with standard mixing procedure



High precision ceramic syringe

- ◆ Permanent ceramic piston
- ◆ Accurate dispensing as low as 0.1 μ l



Reagent & sample tray

- ◆ 80 reagent positions,40 sample positions
- ◆ Non-stop cooling system with peltier pad inside,24 hours 2°C-14°C
- ◆ Bar code reader(optional)



Reaction tray

- ◆ 44 reaction cuvettes
- ◆ Reaction volume as low as 150ul
- ◆ Stable & accurate temperature ($37\pm 0.1^{\circ}\text{C}$) for reaction



Advanced operating system

- ◆ User friendly software interface simple, easy-to-operation
- ◆ Sample automatic dilution(decrease, increase, normal)
- ◆ Reaction result automatic checking and warning, calibration result automatic checking, warning alarm log
- ◆ Linear & nonlinear calibration,Multi-points calibration up to 8 points
Quality control apply to westgard, L-T plot, cumulative



Technical specifications

General Information	
Machine type	Random access, open reagent & locked reagent (optional)
Test speed	Constant 200 tests/hour (Mono reagent or double reagent)
Test principle	Colorimetric, turbidimetry
Test method	1 point end, 2 point end, Fixed-Time, Kinetics
Calibration type	Linear & nonlinear

Sample Unit	
Sample tray	40 sample positions
Sample tube	Micro cup & test tube & blood collection tube can be used.(\varnothing 12 -13)mm *(25-100)mm
Sample volume	2-30 μ l step by 0.1 μ l
Sample probe	Liquid surface detection, timely tracking for liquid volume. Collision avoidance
Probe cleaning	Automatic washing for both interior and exterior ,carry-over < 0.05%
Sample barcode	Sample barcode reader (optional)

Reagent Unit	
Reagent tray	80 reagent positions (40 for R1 & 40 for R2), Non-stop cooling system with peltier pad inside, 24 hours 2 $^{\circ}$ C-14 $^{\circ}$ C, open system, could accept any reagent.
Reagent volume	20-300 μ l, step by 1 μ l
Reagent needle	Liquid surface detection, timely tracking for liquid volume. Collision avoidance.
Probe cleaning	Automatic washing for both interior and exterior ,carry-over < 0.05%
Regent barcode	Regent barcode reader (optional)

Reaction Unit	
Reaction tray	44 reaction cuvettes, new amorphous optical plastics reaction cups, perfect transmittance.
Reaction volume	150 μ l-330 μ l
Reaction time	10 minutes
Cuvette washing steps	4-stage, 2 times automatic washing system
Temperature	Peltier pad incubation system, reaction temperature (37 $^{\circ}$ C \pm 0.1 $^{\circ}$ C)

Mixing System	
Mixer	Paddle-type mixing,surface teflon treatment, wash before and after mixing ,effective reducing of carry-over

Optical System	
Light source	Halogen lamp
Wavelength	340nm; 405nm; 450nm; 505nm; 546nm; 578nm; 630nm;700nm(4 more options)
Absorbance range	0-4.0 Abs
Resolution	0.0001 Abs

Operating System	
Operation system	Windows XP, Windows 7, Windows 8, Windows 10
Report printing	6 formats optional, support custom pattern
Interface	TCP/IP network interface

Working Conditions	
Electricity	AC 110/220V \pm 10%, 50/60 Hz
Water consumption	8L/hour (maximum)
Dimension(L*W*H)	745*540*530 mm
Net weight	45.4kg
Language	All languages customizable

Chemistry Analyzer Fully Automatic

BA-A-380



- ◆ Constant 300 test / hour with double reagent
- ◆ Up to 70 reagent positions
- ◆ Automatic liquid level sensing, anti-collision protection.
- ◆ Integrated full closed optical system, multi wavelength simultaneous detection.
- ◆ New amorphous optical plastics reaction cups, perfect transmittance.
- ◆ Maintenance-free semiconductor solid-state refrigeration.
- ◆ Friendly surface and easy to operation

Multifunctional precision sampling probe

- ◆ External & internal mirror polish, external & internal probe washing
- ◆ Equipped with sensitive liquid sensor, which can provide timely feedback of reagent & sample residuals.
- ◆ Anti-collision protection, automatic adjustment of probe depth.



Excellent mixer design

- ◆ Teflon coating mixer. No water dropping (reducing carry-over)
- ◆ Excellent mixing effect with standard mixing procedure



High precision ceramic syringe

- ◆ Permanent ceramic piston
- ◆ Accurate dispensing as low as 0.1 μ l



Reagent & sample tray

- ◆ 70 reagent positions
- ◆ 70 sample positions, micro cup & test tube can be used
- ◆ Non-stop cooling system with peltier pad inside, 24 hours 2°C-14°C
- ◆ Bar code reader(optional)



Reaction tray

- ◆ 90 reaction cuvettes
- ◆ Reaction volume as low as 150 μ l
- ◆ Stable & accurate temperature (37 \pm 0.1°C) for reaction



Advanced operating system

- ◆ User friendly software interface simple, easy-to-operation
- ◆ Automatic sample dilution(decrease, increase, normal).
- ◆ Automatic reaction result checking and warning, automatic calibration result checking, with warning log.
- ◆ Linear & nonlinear calibration, Multi-points calibration up to 8 points
- ◆ Quality control apply to westgard, L-T plot, cumulative



Technical specifications

General Information	
Machine type	Random access, open reagent & locked reagent (optional)
Test speed	Constant 300 tests/hour (Mono reagent or double reagent)
Test principle	Colorimetric, turbidimetry
Test method	1 point end, 2 point end, Fixed-Time, Kinetics
Calibration type	Linear & nonlinear

Sample Unit	
Sample tray	70 sample positions
Sample tube	Micro cup & test tube & blood collection tube can be used.(φ 12 -13)mm *(25-100)mm
Sample volume	2-30μl step by 0.1μl
Sample probe	Liquid surface detection, timely tracking for liquid volume. Collision avoidance
Probe cleaning	Automatic washing for both interior and exterior ,carry-over < 0.05%
Sample barcode	Sample barcode reader (optional)

Reagent Unit	
Reagent tray	70 reagent positions (35 for R1 & 35 for R2), Non-stop cooling system with peltier pad inside, 24 hours 2℃-14℃, open system, could accept any reagent.
Reagent volume	20-300μl, step by 1 μl
Reagent needle	Liquid surface detection, timely tracking for liquid volume. Collision avoidance.
Probe cleaning	Automatic washing for both interior and exterior ,carry-over < 0.05%
Reagent barcode	Reagent barcode reader (optional)

Reaction Unit	
Reaction tray	90 reaction cuvettes, new amorphous optical plastics reaction cups, perfect transmittance.
Reaction volume	150 μl-330 μl
Reaction time	10 minutes
Cuvette washing steps	5-stage, 2 times automatic washing system, alkaline cleaning solution
Temperature	Peltier pad incubation system, reaction temperature(37℃ ±0.1 ℃)

Mixing System	
Mixer	Paddle-type mixing,surface teflon treatment, wash before and after mixing ,effective reducing of carry-over

Optical System	
Light source	Halogen lamp
Wavelength	340nm; 405nm; 450nm; 505nm; 546nm; 578nm; 630nm;700nm(4 more options)
Absorbance range	0-4.0 Abs
Resolution	0.0001 Abs

Operating System	
Operation system	Windows XP, Windows 7, Windows 8, Windows 10
Report printing	6 formats optional, support custom pattern
Interface	TCP/IP network interface

Working Conditions	
Electricity	AC 110/220V ± 10%, 50/60 Hz
Water consumption	12L/hour (maximum)
Dimension(L*W*H)	910*650*1120mm
Net weight	127.5kg
Language	All languages customizable

Chemistry Analyzer Fully Automatic


BA-A-480



- ◆ Constant 400 test / hour with double reagent
- ◆ Up to 90 reagent positions
- ◆ Automatic liquid level sensing, anti-collision protection.
- ◆ Integrated full closed optical system, multi wavelength simultaneous detection.
- ◆ New amorphous optical plastics reaction cups, perfect transmittance.
- ◆ Maintenance-free semiconductor solid-state refrigeration.
- ◆ Friendly surface and easy to operation

Multifunctional precision sampling probe

- ◆ External & internal mirror polish, external & internal probe washing
- ◆ Equipped with sensitive liquid sensor, which can provide timely feedback of reagent & sample residuals.
- ◆ Anti-collision protection, automatic adjustment of probe depth.



Excellent mixer design

- ◆ Teflon coating mixer. No water dropping (reducing carry-over)
- ◆ Excellent mixing effect with standard mixing procedure



High precision ceramic syringe

- ◆ Permanent ceramic piston
- ◆ Accurate dispensing as low as 0.1 μ l



Reagent & sample tray

- ◆ 90 reagent positions
- ◆ 120 sample positions, micro cup & test tube can be used
- ◆ Non-stop cooling system with peltier pad inside, 24 hours 2°C-14°C
- ◆ Bar code reader (optional)



Reaction tray

- ◆ 90 reaction cuvettes
- ◆ Reaction volume as low as 150 μ l
- ◆ Stable & accurate temperature (37 \pm 0.1°C) for reaction



Advanced operating system

- ◆ User friendly software interface simple, easy-to-operation
- ◆ Automatic sample dilution (decrease, increase, normal).
- ◆ Automatic reaction result checking and warning, automatic calibration result checking, with warning log.
- ◆ Linear & nonlinear calibration, Multi-points calibration up to 8 points
- ◆ Quality control apply to westgard, L-T plot, cumulative



Technical specifications

General information

Machine type	Random access, open reagent & locked reagent (optional)
Test speed	Constant 400 tests/hour (Mono reagent or double reagent)
Test principle	Colorimetric method, turbidimetry
Test method	1 point end, 2 point end, Fixed-Time, Kinetics
Calibration type	Linear & nonlinear

Sample unit

Sample tray	120 sample positions
Sample tube	Micro cup & test tube & blood collection tube can be used. (ϕ 12 -13)mm ×(25-100)mm
Sample volume	2-30 μ l step by 0.1 μ l
Sample probe	Liquid surface detection, timely tracking for liquid volume. Collision avoidance
Sample barcode	Sample barcode reader (optional)

Reagent unit

Reagent tray	90 reagent positions (40 for R1 & 40 for R2), Non-stop cooling system with peltier pad inside, 24 hours 2°C-14°C, open system, could accept any reagent.
Reagent volume	20-300 μ l, step by 1 μ l
Reagent needle	Liquid surface detection, timely tracking for liquid volume. Collision avoidance.
Reagent barcode	Reagent barcode reader (optional)

Reaction unit

Reaction tray	90 reaction cuvettes, new amorphous optical plastics reaction cups, perfect transmittance.
Reaction volume	150 μ l-330 μ l
Reaction time	10 minutes
Temperature	Peltier pad incubation system, reaction temperature(37°C \pm 0.1 °C)

Mixing system

Mixer	paddle-type mixing, effective reducing of carry-over
-------	--

Optical system

Light source	Halogen lamp
Wavelength	340nm; 405nm; 450nm; 505nm; 546nm; 578nm; 630nm;700nm(4 more options)
Absorbance range	0-4.0 Abs
Resolution	0.0001 Abs

Operating system

Operation system	Windows XP, Windows 7, Windows 8, Windows 10
Data processing	Automatic calibration, test combination, effective time management of reagents, serum index, whole process detection, linear expansion of enzyme, blank deduction,dirty cuvette memory, cross infection prevention, patient information memory and association input, automatic report audit, data fuzzy query, report statistics and printing, reference range grading, alarm information classification, user operation privilege classification management.
Report printing	6 formats optional, support custom pattern
Interface	TCP/IP network interface

Working conditions

Language	Chinese, English, Russian, French, Spanish, Portuguese.Other language is optional.
Power supply	AC 110/220V \pm 10%, 50/60 Hz, 650W
Water consumption	15L/hour(maximum)
Dimension	1110mm×765mm ×1150mm(L×W×H)
Weight	200kg

Fully Automated Biochemistry Analyzer (POCT)

BA-PA-120

Description

- BA-PA-120 auto dry biochemistry analyzer is a biochemical analysis system that integrates conventional biochemistry, coagulation, electrolyte items. It is widely used in primary health, emergency diagnostic testing, field rescue and other fields.



Reagent Panel

Cat.	Product	Test Items Range
AW00002	14 General Chemistry Kit	ALB,ALP,ALT,AMY,AST,Crea ,GGT ,GLU ,TB ,TC, TG ,TP ,UA ,UREA ,U/C* , GLOB* , A/G*
AW00867	19 General Chemistry III Kit	ALB ,ALP ,ALT ,AMY,AST, CHE ,CK ,Crea ,DB ,GGT ,GLU ,HDL ,TB ,TBA ,TC , TG , TP ,UA ,UREA ,U/C* , GLOB* , A/G* , LDL*
AW00430	10 Liver Function Kit	ALB ,ALP ,ALT ,AMY,AST, DB ,GGT ,LPS ,TB ,TP , GLOB* ,A/G*
AW00131	10 Liver Function Kit	ALB ,ALP ,ALT ,AMY,AST, CHE ,GGT ,TB ,TBA ,TP , GLOB* , A/G*
AW00194	13 Health Check kit	ALB ,ALT , AMY ,AST , Ca ,Crea ,CK , GLU , PHOS , TB , TG ,TP , UREA ,U/C* ,
AW00353	6 Lipid Kit	ALT ,AST ,GLU ,HDL ,TC ,TG ,LDL*
AW00857	11 Chemistry CRP Kit	TP ,Crea ,TB ,AST ,ALP ,ALB ,ALT ,DB ,GLU , UREA ,CRP ,U/C* ,GLOB* ,A/G*
AW00866	18 General Chemistry II Kit	ALB,AMY,AST,Ca,CK,Cl,Crea ,GLU ,HBDH ,K+ ,LDH , LPS ,Mg ,Na+ ,PHOS , tCO2 , UA ,UREA ,U/C*
AW00275	8 Renal Function Kit	ALB ,Ca ,Cl- ,Crea , K+ , Na+ , UA ,UREA ,U/C*
AW00088	8 Renal Function Kit	ALB ,Ca ,Crea ,GLU ,PHOS , tCO2 ,UA ,UREA ,U/C*
AW00246	7 Electrolyte Kit	Ca ,Cl- ,K+ ,Mg ,Na+ ,PHOS , tCO2
MD20201	5 Cardiac Kit	AST ,CK ,HBDH ,LDH ,CK MB
MD20105	10 Relyte kit	Ca,Cl-,Crea,K+,Mg ,Na+ , PHOS ,tCO2 ,UA ,UREA ,U/C*
MD20182	17 General Chemistry IV kit	TC ,TG ,HDL ,Hcy,LP(a) , Cys-C ,Crea ,UREA ,UA ,GLU ,FRUC ,TP ,ALB ,AST ,ALT ,TB ,DB ,A/G* ,U/C* , LDL* ,IBIL* ,GLOB*
MD20192	19 General Chemistry V Kit	AST ,CK ,CK-MB ,LDH ,HBDH ,CRP ,K+ ,Na+ ,Cl- , Ca ,Mg ,PHOS ,tCO2 , AMY ,LPS ,GLU ,Crea ,UA ,UREA ,
MD10184	4 Coagulation Assay Kit	APTT ,Fib ,PT ,TT ,INR*
MD10186	HbA1c Kit	HbA1c

Features

- Low Sample Consumption**
Sample volume is 1/10- 1/20 of conventional chemistry analyzer.
- Easy to Use**
No professional skill required.
- Maintenance Free**
Robust analyzer, no consumables needed, such as tubes, pumps and valves.
- Accurate Result**
Using the photoelectric colorimetric principle, the BA-PA-120 analyzer has many advantages versus conventional dry biochemistry analyzer using the light reflection method. Dilution of test sample is guaranteed without random errors or cross contamination.



Specifications

Model	BA-PA-120
Sample volume	90-120μL
Barcode	Two-dimensional barcode
Testing Time	12minutes/sample
Temperature	37°C ±0.3°C
Resolution	0.001Abs
Absorbance	0-3.0Abs
Sample type(biochemistry,electrolyte)	Anti-coagulated whole blood, serum, plasma
Sample type(coagulation)	Anti-coagulated whole blood
QC&Calibrate	Real time full-auto finish
Working Conditions	Temperature:10-32°C ; Humidity: <85%
Testing Principle	Absorption spectroscopy,transmission turbidimetry
Testing Method	End point, kinetic,fixed time and turbidimetry
Light Source	12V/20W,halogen tungsten lamp, life span is over 2500 hours
Electricity	AC100V-240V , 50-60Hz
Display	Android 6.5 inch 800*480,multi-point capacitive touch screen
Storage	500000 results
Printer	Built-in thermal printer
Connector	4 USB ports, 1 LAN port
Package Dimension(W*D*H)(mm)	340*320*400
Net Weight	4.2 Kg

Semi-Auto Chemistry Analyzer

BA-SA-100



Semi-Auto Chemistry Analyzer

- ◆ Windows embedded compact 7 smart operation system
- ◆ 7" inch true color touch screen(800×480 pixels)
- ◆ 5 USB ports & 1 ethernet port
- ◆ Flow cell & cuvette testing mode
- ◆ Huge storage of more than 300 programs & 200000 sample results



Specifications

Technical specifications	
Test method	1 point end, 2 point end(Sample blank), Kinetics, Fixed-time
Optics	7 standard filters: 340nm, 405nm, 450nm, 505nm, 546nm, 578nm, 630nm. 2 more for optional.
Lamp house	Long-life tungsten halogen lamp(6V/10W), auto-sleep function.
Display	7.0" TFT LCD with touch screen, 800*480 pixels.
Printer	Build-in thermal printer, 57mm printer paper.
Temperature	25/ 30, 37°C and Room temperature. By means of Peltier elements.
Flow cell capacity & optical path	32μl, 10mm.
Resolution	0.0001 Abs.
Photometric range	0.0000-4.0000 Abs.
CPU	ARM Cortex-A8, 720M Hz
Memory	DDR2 SDRAM: 1G bit;
Flash	256 MB; Over 300 programs, 200000 results can be stored.
Interface	4 USB Hosts, 1 USB Slave, 1 Ethernet port. USB port(host) for keyboard, mouse, printer, U disk, bar code reader etc. USB port(slave) for PC connection(support PC software control function).
Operational environment	Temperature: 10°C~30°C, Humidity: 30%~80%.
Power requirement	Wide power supply AC 100-240V, 50/60 Hz.
Dimension	400×300×160mm(L×W×H).
Language	Russian、English、Portuguese、Spanish、Chinese

Semi-Auto Chemistry Analyzer

BA-SA-100C



Semi-Auto Chemistry Analyzer

- ◆ Windows embedded compact 7 smart operation system
- ◆ 7" inch true color touch screen(800×480 pixels)
- ◆ 5 USB ports & 1 ethernet port
- ◆ Flow cell & cuvette testing mode
- ◆ Multifunctional incubator & blood coagulation function
- ◆ Blood coagulation function: The instrument can perform blood coagulation routine tests: PT, APTT, TT and can measure blood coagulation time
- ◆ Different vacancies on the multifunctional incubator can be used for different sizes of test tubes, cuvettes, etc (22 incubation positions in total).
- ◆ Huge storage of more than 300 programs & 200000 sample results

Specifications

Technical specifications	
Test method	1 point end, 2 point end(Sample blank), Kinetics, Fixed-time, Coagulation
Optics	7 standard filters: 340nm, 405nm, 450nm, 505nm, 546nm, 578nm, 630nm. 2 more for optional.
Lamp house	Long-life tungsten halogen lamp(6V/10W), auto-sleep function.
Display	7.0" TFT LCD with touch screen, 800*480 pixels.
Printer	Build-in thermal printer, 57mm printer paper.
Temperature	25/ 30, 37°C and Room temperature. By means of Peltier elements.
Flow cell capacity & optical path	32μl, 10mm.
Resolution	0.0001 Abs.
Photometric range	0.0000-4.0000 Abs.
CPU	ARM Cortex-A8, 720M Hz
Memory	DDR2 SDRAM: 1G bit;
Flash	256 MB; Over 300 programs, 200000 results can be stored.
Interface	4 USB Hosts, 1 USB Slave, 1 Ethernet port. USB port(host) for keyboard, mouse, printer, U disk, bar code reader etc. USB port(slave) for PC connection(support PC software control function).
Operational environment	Temperature: 10°C~30°C, Humidity: 30%~80%.
Power requirement	Wide power supply AC 100-240V, 50/60 Hz.
Dimension	400×300×160mm(L×W×H).
Language	Russian、English、Portuguese、Spanish、Chinese

Semi Auto Biochemistry Analyzer

BA-SA-100B



Adopt 7 inch color LCD touch screen



Wavelength precision: ± 2 nm, width ≤ 10 nm

7 wavelength ,

80 test item pre-programmed



ARM series high speed micro CPU



Built-in thermal sensitive printer



7 standard filters



Flow cell and cuvette test mode compatible



Real time curve showing



Memory for 10,000 sample results and 150 test items



Light source hibernate function making lamp life longer



RS232 interface, PC connecting

Specifications

Model	BA-SA-100B
Test mode	Kinetic, End point, Two point, Absorbance
Wavelength	7 standard filters, 340, 405, 492, 510, 546, 578, 630 nm, 1 free position
Wavelength precision	± 2 nm, width ≤ 10 nm
Absorbance range	0~4.500 Abs
Absorbance precision	Outside 0.0001 Abs , inside 0.00001 Abs
Carry over	< 1%
Repeatability CV	< 1%
Sample volume	0~3000 μ L (≥ 500 μ L recommend)
Data Storage	≥ 10000
Quality control curve	、 SD、 CV%、 L-J quality control curve for every test item
Flow cell	32 μ L quartz glass, 10 mm
Lamp	Philips 6V 10W Halogen Lamp with long life
Screen	7 inches color LCD
CPU	ARM series high speed micro CPU
Printer	Built-in thermal sensitive printer
Work environment	Temperature 0 C ~ 40 C , Humidity: $\leq 80\%$
Electricity	100~240VAC , 50~60Hz , 100VA
Dimension(L*W*H)	360*270*180 mm
Packing dimension (L*W*H)	500*460*290mm
Net weight	5 kg
Gross weight	7.5kg
Optional language	English; French; Spanish; Portuguese; Indonesian
Usual test list	Liver function:
	ALT AST ALP T-BIL D-BIL TP ALB TTT CHE Nh3
	Renal function :
	BUN CRE UA URE CO2-CP γ -GT
	Lipids:
	T-CHO TG HDL-C LDL-C
	Cardiac function:
	CK CK-MB LDH
	Immune proteins:
	IGA IGG IGM C3
Others:	
GLU HGB AMS	









Description


- Semi auto biochemistry analyzer is widely used in medical institutions to quantitatively analyze the clinical chemical components of serum, plasma and other samples, such as the detection of liver function, kidney function, blood lipids, myocardial enzymes, inorganic ions and other biochemical items.


Semi Auto Biochemistry Analyzer

BA-SA-100D



-  ARM series high speed micro CPU
-  Built-in thermal sensitive printer
-  7 standard filters
-  Flow cell and cuvette test mode compatible
-  Real time curve showing
-  Memory for 10,000 sample results
-  Light source hibernate function making lamp life longer
-  RS232 interface, PC connecting

 Adopt 7 inch color LCD touch screen

 Wavelength precision: ± 2 nm, width ≤ 10 nm
5 wavelength,
80 test item pre-programmed

Specifications

Model	BA-SA-100D
Test mode	Kinetic, End point, Two point, Absorbance
Wavelength	7 standard filters, 340, 405, 492, 510, 546, 578, 630 nm, 1 free position
Wavelength precision	± 2 nm, width ≤ 10 nm
Absorbance range	0~4.500 Abs
Absorbance precision	Outside 0.0001 Abs , inside 0.00001 Abs
Carry over	< 1%
Repeatability CV	< 1%
Incubator	37 C、30 C、25 C
Precision	± 0.1 C
Sample volume	0~3000 μ L (≥ 500 μ L recommend)
Data Storage	≥ 10000
Quality control curve	、SD、CV%、L-J quality control curve for every test item
Flow cell	32 μ L quartz glass, 10 mm
Lamp	Philips 6V 10W Halogen Lamp with long life
Screen	7 inch color LCD
CPU	ARM series high speed micro CPU
Printer	Built-in thermal sensitive printer
Work environment	Temperature 0 C ~ 40 C, Humidity: $\leq 80\%$
Electricity	100~240VAC, 50~60Hz, 100VA
Dimension(L*W*H)	360*270*180 mm
Package Dimension(L*W*H)	500*460*300
Weight	5 kg
Optional language	English; French; Spanish; Portuguese; Indonesian
Usual test list	Liver function:
	ALT AST ALP T-BIL D-BIL TP ALB TTT CHE Nh3
	Renal function :
	BUN CRE UA URE CO2-CP γ -GT
	Lipids:
	T-CHO TG HDL-C LDL-C
	Cardiac function:
	CK CK-MB LDH
	Immune proteins:
	IGA IGG IGM C3
Others:	
GLU HGB AMS	

Description

- Semi auto biochemistry analyzer is widely used in medical institutions to quantitatively analyze the clinical chemical components of serum, plasma and other samples, such as the detection of liver function, kidney function, blood lipids, myocardial enzymes, inorganic ions and other biochemical items.

Veterinary Chemistry Analyzer

BA-VA-120

Description

- ◆ It is a completely new chemistry, electrolyte, immunoassay and coagulation analyzer for animal health diagnosis producing accurate reference laboratory quality results.



Specification

Model	BA-VA-120
Sample volume	90-120 μ L
Bar code	Two-dimensional bar code
Testing time	12minutes/sample
Temperature	37 $^{\circ}$ C \pm 0.2 $^{\circ}$ C
Resolution	0.001Abs
Absorbance	0-3.0Abs
Sample type	Anti-coagulated whole blood, serum, plasma
QC&Calibrate	Real time full-auto finish
Operational environment	Temperature:10-32 $^{\circ}$ C; Humidity: <85%
Testing principle	Absorption spectroscopy, transmission turbidimetry
Testing method	End point, kinetic, fixed time and turbidimetry
Light source	12V/20W,halogen tungsten lamp's life span is over 2500 hours
Electricity	AC100V-240V, 50-60Hz
Display	Android 6.5 inch 800*480, multi-point capacitive touch screen
Storage	4G, > 100.000 results
Printer	Built-in thermal printer
Connector	2 USB ports
Dimensions (WxDxH)	345x315x405
Weight	5 Kg
Language	English, German, Portuguese, Spanish, Italian, Russian

Features

Small sample volume

Sample volume required for analysis is only 1/10-1/20 when compared to traditional chemistry analyzers.

Easy to Carry

5kg. The analyzer was designed to be portable and have a small footprint, ensuring that it can be used anywhere at any time.

Less Maintenance

No maintenance consumables, such as tubing, pumps or valves required, which saves on maintenance expense.

Accurate Results

The analyzer utilizes the photometric colorimetric principle, which is superior to the dry chemistry analyzer using a light reflection principle. The accurate rotor mould guarantees consistent test sample and dilution volumes, eliminating random error and cross contamination.



multi-point capacitive touch screen



Built-in thermal printer



Reagent tray



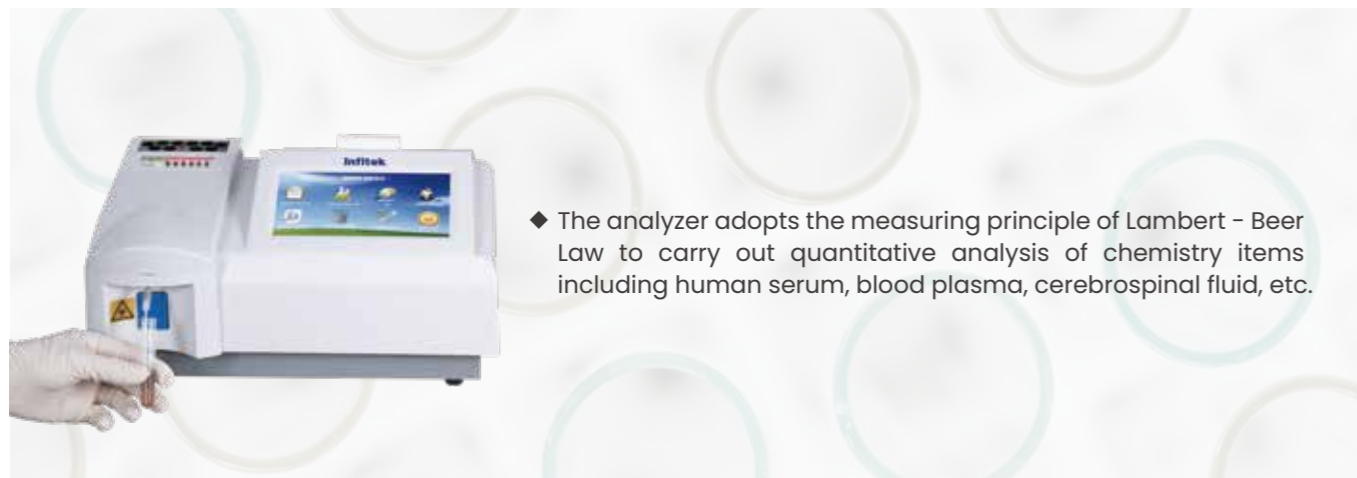
Reagent tray

Reagent Panel

Cat.	Product	Test Items Range
AW02015	16 Comprehensive Diagnostic Parameters	ALB, AMY, ALP, ALT, CHE, GLU, K+, Na+, Crea, TB, TP, UA, BUN, A/G*, B/C*, GLOB*
AW01981	16 Health Check Parameters	ALB, AMY, Ca, TP, Crea, GLU, TB, ALT, AST, CK, BUN, TG, PHOS, A/G*, B/C*, GLOB*
AW00686	10 Primary Diagnostic	ALB, A/G, ALP, ALT, Crea, GLOB, GLU, TP, B/C, BUN
AW01984	11 Liver Function Parameters	ALB, ALT, AST, ALP, GGT, TB, TBA, TP, TC, A/G*, GLOB*
AW02991	9 Kidney Function Parameters	ALB, Crea, Ca, GLU, PHOS, UA, BUN, tCO2, B/C*
AW00234	7 Electrolyte Parameters	K, Na, Cl, Ca, tCO2, Mg, PHOS
AW01982	10 Pre-operation Test Parameters	ALT, AST, ALP, CK, Crea, GLU, TP, BUN, LDH, B/C*
AW02014	6 Canine Inflammation	c-CRP, Crea, AMY, LPS, BUN, B/C*
AW01987	12 Feline Inflammation	LPS, GGT, f-SAA, ALP, BUN, ALB, TBA, Crea, B/C*
AW01986	13 Reptilian or Exotic Animals	ALB, AST, Ca, CK, GLU, K+, Na+, PHOS, TBA, TP, UA
AW00650	4 Coagulation Parameters	PT, APTT, TT, FIB
AW01980	24 Comprehensive Test	ALB, Crea, BUN, LPS, AMY, LDH, AST, TP, TB, Ca, CK, TC, GGT, TG, PHOS, GLU, TBA, ALP, ALT, GLOB*, A/G*, B/C*, tCO2
AW01985	13 Electrolyte Plus Parameters	PHOS, Cl-, Na+, pH, K+, tCO2, LAC, Mg, Ga
AW01364	9 Diabetes Test Parameters	ALT, AST, GLU, TG, TC, LAC, FRU, AMY, LPS
AW01815	Ammonia Parameter	NH3

Veterinary Chemistry Analyzer

BA-SA-100Vet



- ◆ The analyzer adopts the measuring principle of Lambert - Beer Law to carry out quantitative analysis of chemistry items including human serum, blood plasma, cerebrospinal fluid, etc.

Features



- ◆ Animal Type: cat, dog, horse, mouse, rat, rabbit, pig, cow, monkey, sheep, user-defined settings.
- ◆ 7-inch color LCD touch screen.
- ◆ Flow cell and cuvette test mode compatible.
- ◆ Real time curve showing.
- ◆ 7 wavelength , 90 test item pre-programmed.
- ◆ Memory for 10,000 sample results.
- ◆ The light source hibernation function makes the lamp life longer.
- ◆ RS232 interface, PC connecting.
- ◆ 10 incubator positions and 3 timers.

Specification

Model	BA-SA-100Vet
Test Mode	Kinetic, End point, Two point, Absorbance
Sample Volume	0-3000 μ L(\geq 500 μ L recommended)
Flow Cell	32 μ L quartz glass
Wavelength	7 standard filters, 340, 405, 492, 510, 546, 578, 630nm, 1free position wavelength
Precision	\pm 2nm, width<10nm
Absorbance Range	0-4.500 Abs
Absorbance Precision	Outside 0.0001 Abs , inside 0.00001 Abs carry over: < 1%
Repeatability CV	<1%
Data Storage	\geq 10000
Quality Control Curve	X SD CV% L-J quality control curve for every test item
Lamp	Philips 6V 10W Halogen lamp with long life
CPU	ARM series high speed micro CPU
Printer	Internal thermal sensitive printer
Interface	RS-232
Work Environment	Temperature:0 C~40 C , Humidity: 80%
Electricity	100-240VAC, 50-60Hz, 100VA
Dimension(L*W*H)	340*270*160mm
NW./G.W.(kg)	5kg/8kg
Package Dimension(W*D*H)(mm)	500*460*300mm

Usual test list

Model	BA-SA-100Vet
Liver function	ALT AST ALP T-BIL D-BIL TP ALB TTT CHE Nh3
Renal function	BUN CRE UA URE CO2-CP γ -GT
Lipids	T-CHO TG HDL-C LDL-C
Cardiac function	CK CK-MB LDH
Immune proteins	IGA IGG IGM C3
Others	GLU HGB AMS