

Infitek

COAGULATION ANALYZER



Infitek



Infitek



Infitek



Infitek



Infitek

Infitek

Infitek Co., Ltd.

TEL: +86-531-88982330

FAX: +86-531-88983691

Website: infitek.com

Email: info@infitek.com

Service: support@infitek.com


Address: Room 201, Building A, No.1 Qianwan 1st Road, Qianhai
Shenzhen-Hong Kong Cooperation Zone, Shenzhen (Settled in
Shenzhen Qianhai Business Secretary Co., Ltd.)

US Office

INFITEK INC.

522W RIVERSIDE AVE STE N,SPOKANE,WA 99201





EMAIL: INFO@INFITEK.COM



Fully Automatic Coagulation Analyzer

BCA-A-4-6

Features

-  With LED work lighting
-  Full automatic and manual dual-mode test function
-  Automatic or manual scaling function
-  Alarm function for insufficient test cup and reagent



Description

- The full-automatic coagulation tester adopts the solid test method and immune turbidimetry test, which is mainly used in the emergency detection of medium and high-end customers, and better meets the full-automatic detection needs of small customers.

Advantages

- The full-automatic sampling and testing system reduces 20 operating procedures for manual detection of semi-automatic instruments, greatly improving work efficiency.
- It not only has the four detection functions of coagulation routine, but also has the detection functions of D-dimer, FDP and other coagulation related special items, so as to provide more complete diagnostic data for clinical practice. The instrument can be connected to Lis system for easy management.
- The automatic sample adding and testing system ensures the consistency and accuracy of test results of different operators, and eliminates errors and medical risks caused by manual operation.
- With refrigeration function, interchangeable inclined reagent position and sample adding system with constant temperature heating and liquid level sensing, the reagent can be used longer to avoid waste and ensure the accuracy of test results.
- The sampling probe has the functions of liquid level induction and constant temperature heating.
- Dynamic test solidification curve can be displayed.
- With batch test and emergency priority insertion test function.
- With abnormal test result alarm and automatic retest function.
- With cleaning liquid shortage alarm, waste liquid overflow alarm function.
- Optical coagulation method background scanning, remove jaundice, high-fat background interference function.





Specifications

Model	BCA-A-4-6
Test Speed (Ts/h)	100
Probe	1
Test Method	Optical
Test Items	APTT, PT, FIB,TT
Test Channels	4
Sample Position	5
Reagent Position	6
Refrigeration Function	yes
Washing Position	1
Optical Cuvettes Loading	4
LED Lighting LED	Yes
Insufficient Alarm for Cuvettes, Reagents,Detergent	Yes
Overflow Alarm for Waste Liquid	Yes
LIS System	Yes
Weight	30Kg
Dimension	53*47*42cm

Fully Automatic Coagulation Analyzer

BCA-A-4-20

Features

-  With LED lighting system
-  Dual mode test function of automatic sampling and manual sampling
-  With multi-point calibration and quality control management functions
-  With duplex communication function between instrument and LIS and open custom report mode



Description

It adopts coagulation method, immunoturbidimetric method and chromogenic substrate method, and can test all coagulation related test items such as conventional four items, D-D, FDP, AT, etc



Advantages

- The combination of automatic sample adding system, pre temperature system, ten channel multi methodology testing system, cup feeding system, manipulator cup grasping system, cleaning system and bar code identification system greatly improves the work efficiency.
- It has the detection function of four conventional coagulation items, factors, D-dimer, FDP and other coagulation related special items, so as to provide complete clinical diagnostic data. The instrument can be connected to Lis system to facilitate data management.
- The magnetic bead method completely avoids the interference of jaundice, hemolysis and abnormal turbidity of chyle samples, ensures the consistency and accuracy of test results, and eliminates test errors and medical risks.
- The inclined reagent position with refrigeration function and the sample adding system with constant temperature heating and liquid level sensing make the reagent use longer to avoid waste and ensure the accuracy of test results.

- Test position: The four-channel multi-method test system can test all coagulation items and significantly improve the test speed.
- Sample position: Interchangeable sample position to meet the needs of large sample volume. The operation process is convenient and simple.
- Injection needle: The micro injection pump and the injection needle are highly integrated. The injection volume and test results are extremely accurate and easy to maintain.
- Reagent kit: The instrument is equipped with four coagulation routines, D-dimer, FOP and other coagulation detection reagents, quality control materials, and calibrators are independently developed and produced, with a complete traceability system.
- Alarm function: abnormal alarm of test results and automatic repeated test function; When the reagent is insufficient, the sampling probe automatically transposes or reports energy; Insufficient test cup and reagent, insufficient detergent, waste liquid overflow and cover opening alarm function

Specifications

Model	BCA-A-4-20
Test Speed (Ts/h)	200
Probe	1
Test Method	Coagulation(magnetic beads), Immunoturbidimetry,chromogenic substrate
Test Items	PT(INR), APTT, FIB, TT, D-dimer, FDP, AT-III, all Factors, FM, APC-R, PC, PS, vWF, HEP, LMWH, AT, PLG, PAI, TAFI, Free-Ps, AP, HNF/UFH
Test Channels	4
Sample Position	35
Pre-heating Channels	20
Reagents Position	21 (20+1)
Sampling Arm	1
Washing Position	1
Cuvettes Loading System	Drawer style
Reagent Loading System	Drawer style
Sample Loading System	Drawer style
Magnetic Cuvettes Loading	1000
Auto Positioning	Yes
Integrated Sampling Pump System	Yes
Inner Card Reading Function	Yes
Bar Code Recognition Function	Yes
LED Lighting	Yes
Four Direction Cooling	Yes
Insufficient Alarm for Cuvettes, Reagents,Detergent	Yes
LIS System	Yes
Weight	110Kg
Dimension	60*62*65cm

Semi-Auto Coagulation Analyzer

BCA-SA-1-6S

Description

- Coagulation analyzer is a routine testing medical device that measures the content of various components in human blood, quantifies the results of biochemical analysis, and provides reliable digital basis for clinical diagnosis of various diseases of patients.



LCD display

240*128 large LCD display.



Open reagent

Low reagent consumption less than 20 μ L



Adding sample bracket

Special testing cup location system



Electronically-linked pipette optional



Internal thermal-sensitive printer



RS232 interface

RS232 interface, PC connecting for management software

Features

- Advanced scattered light principle and percentage analysis ensure accurate results.
- Advanced optical light matching system ensure precision result.
- Optional PT Derived method for testing fibrinogen, decrease the dosage of reagent
- Memory for 10,000 testing result
- Perform all routine tests such as PT, APTT, TT Fibrinogen and clotting factors

Specifications

Model	BCA-SA-1-6S
Testing channels	1 channel
Sample pre-warming position	6 positions
Reagent pre-warming position	2 positions
Software timer	1
Test wavelength	470nm
Sample consumption	20 μ L-40 μ L
Reagent consumption	20 μ L-40 μ L
Temp control precision	37 \pm 0.3 C
Repeatability	CV < 2%
Coincidence indicator	\leq 3%
Memory	10000 test result
Notation of Result	S, %, PTR, INR, g/L
Operation language	English
Electricity	220VAC \pm 15% 50-60Hz
Dimensions(L*W*H)	380*320*230 mm
Package Dimension(W*D*H)(mm)	500*460*290
Working environment	Temperature: 15 C-30 C ; Humidity \leq 90%
Net weight	6.5kg
G.W.(kg)	7.5kg
Optional language	English

Semi-Auto Coagulation Analyzer

BCA-SA-2-16S

Features



7 inches color touch LCD screen.



Thermostatic block at +37°C with four stirring systems



Special testing cup location system, adding sample bracket




Open reagent system, close system can be optional





Internal thermal-sensitive printer




RS232 interface, PC connected


 Advanced scattered light principle and percentage analysis produce accurate results

 Optional PT Derived method for fibrinogen, decrease the dosage of reagent

 Test items such as PT, APTT, TT, FIB and Clotting factors.

 QC function with quality control curve and quality control report

 Memory for 10,000 testing results

 Calibration curve can be stored, Real-time curve can be stored and research



Specification

Model	BCA-SA-2-16S
Testing channels	4 channel, 4 different test in the same time
Sample hot position	24
Reagent hot position	6
Software timers	4
Stirring systems	4
Test wavelength	405nm、660nm
Sample consume	50、75、100 uL
Reagent consume	50、75、100 uL
Temp precision	37±0.3 C
Repeatability CV	≤ 2%
Channel difference CV	≤ 2%
Memory	10000 test results
Format of Result	S, %, PTR, INR, g/L,mg/dL
Optional language	English, French, Spanish, Portuguese, Russian, Indonesian
Interface	USBx2, RS232x1
Bar Code scanner	Bar Code scanner can be connected (Optional)
Power supply	100-240V~50/60Hz
Altitude	≤ 4500m
Dimension	395mm(L)×320mm(W)×135mm(H)
Temperature	15 C -30 C wet ≤90%
Net Weight	5 KG

Semi-Auto Coagulation Analyzer

BCA-SA-4-24S

Features



7 inches color touch LCD screen.



Thermostatic block at +37°C with four stirring systems



Internal thermal-sensitive printer



Special testing cup location system, adding sample bracket



RS232 interface, PC connected



Features

- Advanced scattered light principle and percentage analysis produce accurate results
- QC function with quality control curve and quality control report
- Calibration curve can be stored, Real-time curve can be stored and research
-
- Memory for 10,000 testing results
- Optional PT Derived method for fibrinogen, decrease the dosage of reagent
- Test items such as PT、APTT、TT、FIB and Clotting factors.
- Open reagent system, close system can be optional

Specifications

Model	BCA-SA-4-24S
Testing channels	4 channel, 4 different test in the same time
Sample hot position	24
Reagent hot position	6
Software timers	4
Stirring systems	4
Test wavelength	405nm、660nm
Sample consume	50、75、100 uL
Reagent consume	50、75、100 uL
Temp precision	37±0.3 C
Repeatability CV	≤ 2%
Channel difference CV	≤ 2%
Memory	10000 test results
Format of Result	S, %, PTR, INR, g/L, mg/dL
Optional language	English, French, Spanish, Portuguese, Russian, Indonesian
Interface	USBx2, RS232x1
Bar Code scanner:	Bar Code scanner can be connected (Optional)
Power supply	100-240V~50/60Hz
Altitude	≤ 4500m
Dimension	395mm(L) × 320mm(W) × 135mm(H)
Temperature	15 C - 30 C wet ≤90%
Net Weight	5 KG