

Infitek

COAGULATION ANALYZER



Infitek



Infitek



Infitek



Infitek



Infitek

Infitek

Infitek Co., Ltd.

TEL: +86-531-88982330

FAX: +86-531-88983691

Website: infitek.com

Email: info@infitek.com

Service: support@infitek.com


Address: Room 201, Building A, No.1 Qianwan 1st Road, Qianhai
Shenzhen-Hong Kong Cooperation Zone, Shenzhen (Settled in
Shenzhen Qianhai Business Secretary Co., Ltd.)

US Office

INFITEK INC.

522W RIVERSIDE AVE STE N,SPOKANE,WA 99201





EMAIL: INFO@INFITEK.COM



Fully Automatic Coagulation Analyzer

BCA-A-4-6

Features

-  With LED work lighting
-  Full automatic and manual dual-mode test function
-  Automatic or manual scaling function
-  Alarm function for insufficient test cup and reagent



Description

- The full-automatic coagulation tester adopts the solid test method and immune turbidimetry test, which is mainly used in the emergency detection of medium and high-end customers, and better meets the full-automatic detection needs of small customers.

Advantages

- The full-automatic sampling and testing system reduces 20 operating procedures for manual detection of semi-automatic instruments, greatly improving work efficiency.
- It not only has the four detection functions of coagulation routine, but also has the detection functions of D-dimer, FDP and other coagulation related special items, so as to provide more complete diagnostic data for clinical practice. The instrument can be connected to Lis system for easy management.
- The automatic sample adding and testing system ensures the consistency and accuracy of test results of different operators, and eliminates errors and medical risks caused by manual operation.
- With refrigeration function, interchangeable inclined reagent position and sample adding system with constant temperature heating and liquid level sensing, the reagent can be used longer to avoid waste and ensure the accuracy of test results.
- The sampling probe has the functions of liquid level induction and constant temperature heating.
- Dynamic test solidification curve can be displayed.
- With batch test and emergency priority insertion test function.
- With abnormal test result alarm and automatic retest function.
- With cleaning liquid shortage alarm, waste liquid overflow alarm function.
- Optical coagulation method background scanning, remove jaundice, high-fat background interference function.





Specifications

| Model | BCA-A-4-6 |
|---|------------------|
| Test Speed (Ts/h) | 100 |
| Probe | 1 |
| Test Method | Optical |
| Test Items | APTT, PT, FIB,TT |
| Test Channels | 4 |
| Sample Position | 5 |
| Reagent Position | 6 |
| Refrigeration Function | yes |
| Washing Position | 1 |
| Optical Cuvettes Loading | 4 |
| LED Lighting LED | Yes |
| Insufficient Alarm for Cuvettes, Reagents,Detergent | Yes |
| Overflow Alarm for Waste Liquid | Yes |
| LIS System | Yes |
| Weight | 30Kg |
| Dimension | 53*47*42cm |

Fully Automatic Coagulation Analyzer

BCA-A-4-20

Features

-  With LED lighting system
-  Dual mode test function of automatic sampling and manual sampling
-  With multi-point calibration and quality control management functions
-  With duplex communication function between instrument and LIS and open custom report mode



Description

It adopts coagulation method, immunoturbidimetric method and chromogenic substrate method, and can test all coagulation related test items such as conventional four items, D-D, FDP, AT, etc



Advantages

- The combination of automatic sample adding system, pre temperature system, ten channel multi methodology testing system, cup feeding system, manipulator cup grasping system, cleaning system and bar code identification system greatly improves the work efficiency.
- It has the detection function of four conventional coagulation items, factors, D-dimer, FDP and other coagulation related special items, so as to provide complete clinical diagnostic data. The instrument can be connected to Lis system to facilitate data management.
- The magnetic bead method completely avoids the interference of jaundice, hemolysis and abnormal turbidity of chyle samples, ensures the consistency and accuracy of test results, and eliminates test errors and medical risks.
- The inclined reagent position with refrigeration function and the sample adding system with constant temperature heating and liquid level sensing make the reagent use longer to avoid waste and ensure the accuracy of test results.

- Test position: The four-channel multi-method test system can test all coagulation items and significantly improve the test speed.
- Sample position: Interchangeable sample position to meet the needs of large sample volume. The operation process is convenient and simple.
- Injection needle: The micro injection pump and the injection needle are highly integrated. The injection volume and test results are extremely accurate and easy to maintain.
- Reagent kit: The instrument is equipped with four coagulation routines, D-dimer, FOP and other coagulation detection reagents, quality control materials, and calibrators are independently developed and produced, with a complete traceability system.
- Alarm function: abnormal alarm of test results and automatic repeated test function; When the reagent is insufficient, the sampling probe automatically transposes or reports energy; Insufficient test cup and reagent, insufficient detergent, waste liquid overflow and cover opening alarm function

Specifications

| Model | BCA-A-4-20 |
|---|--|
| Test Speed (Ts/h) | 200 |
| Probe | 1 |
| Test Method | Coagulation(magnetic beads), Immunoturbidimetry,chromogenic substrate |
| Test Items | PT(INR), APTT, FIB, TT, D-dimer, FDP, AT-III, all Factors, FM, APC-R, PC, PS, vWF, HEP, LMWH, AT, PLG, PAI, TAFI, Free-Ps, AP, HNF/UFH |
| Test Channels | 4 |
| Sample Position | 35 |
| Pre-heating Channels | 20 |
| Reagents Position | 21 (20+1) |
| Sampling Arm | 1 |
| Washing Position | 1 |
| Cuvettes Loading System | Drawer style |
| Reagent Loading System | Drawer style |
| Sample Loading System | Drawer style |
| Magnetic Cuvettes Loading | 1000 |
| Auto Positioning | Yes |
| Integrated Sampling Pump System | Yes |
| Inner Card Reading Function | Yes |
| Bar Code Recognition Function | Yes |
| LED Lighting | Yes |
| Four Direction Cooling | Yes |
| Insufficient Alarm for Cuvettes, Reagents,Detergent | Yes |
| LIS System | Yes |
| Weight | 110Kg |
| Dimension | 60*62*65cm |

Semi-Auto Coagulation Analyzer

BCA-SA-1-6S

Description

- Coagulation analyzer is a routine testing medical device that measures the content of various components in human blood, quantifies the results of biochemical analysis, and provides reliable digital basis for clinical diagnosis of various diseases of patients.



LCD display
240*128 large LCD display.



Open reagent
Low reagent consumption less than 20μL



Adding sample bracket
Special testing cup location system



Electronically-linked pipette optional



Internal thermal-sensitive printer



RS232 interface
RS232 interface, PC connecting for management software

Features

- Advanced scattered light principle and percentage analysis ensure accurate results.
- Advanced optical light matching system ensure precision result.
- Optional PT Derived method for testing fibrinogen, decrease the dosage of reagent
- Memory for 10,000 testing result
- Perform all routine tests such as PT. APTT. TT Fibrinogen and clotting factors

Specifications

| Model | BCA-SA-1-6S |
|------------------------------|--------------------------------------|
| Testing channels | 1 channel |
| Sample pre-warming position | 6 positions |
| Reagent pre-warming position | 2positions |
| Software timer | 1 |
| Test wavelength | 470nm |
| Sample consumption | 20μL-40μL |
| Reagent consumption | 20μL-40μL |
| Temp control precision | 37±0.3 C |
| Repeatability | CV < 2% |
| Coincidence indicator | ≤3% |
| Memory | 10000 test result |
| Notation of Result | S, %, PTR, INR, g/L |
| Operation language | English |
| Electricity | 220VAC±15% 50-60Hz |
| Dimensions(L*W*H) | 380*320*230 mm |
| Package Dimension(W*D*H)(mm) | 500*460*290 |
| Working environment | Temperature: 15 C-30 C; Humidity≤90% |
| Net weight | 6.5kg |
| G.W.(kg) | 7.5kg |
| Optional language | English |

Semi-Auto Coagulation Analyzer

BCA-SA-2-16S

Description

- Coagulation analyzer is a routine testing medical device that measures the content of various components in human blood, quantifies the results of biochemical analysis, and provides reliable digital basis for clinical diagnosis of various diseases of patients.



LCD display
240*128 large LCD display.



Open reagent
Low reagent consumption less than 20μL.



Adding sample bracket
Special testing cup location system



Internal thermal-sensitive printer





Internal thermal-sensitive printer





RS232 interface
RS232 interface, PC connecting for management software


Features

- 

Advanced scattered light principle and percentage analysis ensure accurate results.
- 

Advanced optical light matching system ensure precision result.
- 

Optional PT Derived method for testing fibrinogen, decrease the dosage of reagent
- 

Memory for 10,000 testing result
- 

Perform all routine tests such as PT. APTT. TT Fibrinogen and clotting factors

Specifications

| Model | BCA-SA-2-16S |
|------------------------------|---|
| Testing channels | 2 channel; 2 different parameters analysis in the same time |
| Sample pre-warming position | 16 positions |
| Reagent pre-warming position | 4 positions |
| Software timer | 2 |
| Test wavelength | 470nm |
| Sample consumption | 20μL-40μL |
| Reagent consumption | 20μL-40μL |
| Temp control precision | 37±0.3℃ |
| Repeatability | CV < 2% |
| Coincidence indicator | ≤3% |
| Memory | 10000 test result |
| Notation of Result | S, %, PTR, INR, g/L |
| Operation language | English |
| Electricity | 220VAC±15% 50-60Hz |
| Dimensions(L*W*H) | 380*320*230mm |
| Package Dimension(W*D*H)(mm) | 520*450*280 |
| Working environment | Temperature: 15℃-30℃; Humidity≤90% |
| Net weight | 6.5kg |
| G.W.(kg) | 7.5kg |
| Optional language | English |

Semi-Auto Coagulation Analyzer

BCA-SA-4-24S

Description

- Coagulation analyzer is a routine testing medical device that measures the content of various components in human blood, quantifies the results of biochemical analysis, and provides reliable digital basis for clinical diagnosis of various diseases of patients.



LCD display

240*128 large LCD display.



Open reagent

Low reagent consumption less than 20μL.



Adding sample bracket

Special testing cup location system



Multifunction keyboard




Internal thermal-sensitive printer





RS232 interface


RS232 interface, PC connecting for management software


Features

- 

Advanced scattered light principle and percentage analysis ensure accurate results.
- 

Advanced optical light matching system ensure precision result.
- 

Optional PT Derived method for testing fibrinogen, decrease the dosage of reagent
- 

Memory for 10,000 testing result
- 

Perform all routine tests such as PT, APTT, TT Fibrinogen and clotting factors.

Specifications

| Model | BCA-SA-4-24S |
|------------------------------|--|
| Testing channels | 4 different parameters analysis in the same time |
| Sample pre-warming position | 24 positions |
| Reagent pre-warming position | 6 positions |
| Software timer | 4 |
| Test wavelength | 470nm |
| Sample consumption | 20μL-40μL |
| Reagent consumption | 20μL-40μL |
| Temp control precision | 37±0.3℃ |
| Repeatability | CV < 2% |
| Coincidence indicator | ≤3% |
| Memory | 10000 test result |
| Notation of Result | S, %, PTR, INR, g/L |
| Operation language | English |
| Electricity | 220VAC±15% 50-60Hz |
| Dimensions(L*W*H) | 380*320*230mm |
| Package Dimension(W*D*H)(mm) | 500*460*290 |
| Working environment | Temperature: 15℃-30℃; Humidity≤90% |
| Net weight | 7kg |
| Optional language | English |