

Infitek

MICROPLATE READER



Infitek



Infitek



Infitek



Infitek



Infitek

Infitek


Infitek Co., Ltd.

TEL: +86-531-88982330
FAX: +86-531-88983691
Website: infitek.com
Email: info@infitek.com
Service: support@infitek.com
Address: Room 201, Building A, No.1 Qianwan 1st Road, Qianhai
Shenzhen-Hong Kong Cooperation Zone, Shenzhen (Settled in
Shenzhen Qianhai Business Secretary Co., Ltd.)

US Office

INFITEK INC.

522W RIVERSIDE AVE STE N,SPOKANE,WA 99201
EMAIL: INFO@INFITEK.COM



Microplate Reader

MPR-D110



Specifications:

Model	MPR-D110
Lamp	DC12V 22W Tungsten halogen lamp (Lifespan up to 10000h)
Optical path	8 channel vertical light path system
Wavelength range	400-900nm
Filter:	Default configuration 405、450、492、630nm,Can be installed up to 15 filters.
Reading range	0.000-4.000Abs
Resolution	0.001Abs
Accuracy	≤±0.01Abs
Stability	≤±0.003Abs
Repeatability	≤0.3%
Vibration plate	Three kinds of linear vibration plate function, Adjustable 0-255 seconds
Display	7 inch color LCD screen, display the entire board information, touch screen operation
Software	Professional software, Can store500 groups program, 100000 sample results,More than10 kinds of curve fitting equation
Configure the inhibition rate measurement module	dedicated to the field of food safety
Printer	optional external printer
PC software	equipped with professional computer-based enzyme-linked immunosorbent assay software (no additional charge)
Power input	Use the power adapter design AC100-240V 50-60Hz
Weight	5Kg
Size	400mm (L) * 260mm (W) * 200mm (H)
Package Dimension (W*D*H)(mm)	600*440*400
G.W.(kg)	14.2KG



Reliability

- ◆ 8-inch color LCD display with touchscreen operation
- ◆ Eight channel optical fiber measurement system, imported detector.
- ◆ Fully enclosed design of optical path system, long-term maintenance free
- ◆ Center positioning function, accurate and reliable.
- ◆ Three linear shaking functions with adjustable speed and time.
- ◆ Unique open Cut-Off judgment formula,Think what you think.
- ◆ End point method, two point method, dynamics, single 1 dual wavelength test mode.
- ◆ Printer :optional external printer
- ◆ PC software: equipped with professional computer-based enzyme-linked immunosorbent assay software (no additional charge)
- ◆ Configure the inhibition rate measurement module, dedicated to the field of food safety.

Specifications:

Model	MPR-D111
Lamp	DC12V 22W Tungsten halogen lamp (Lifespan up to 5000h)
Optical path	8 channel vertical light path system
Wavelength range	400- 1000nm (Optional340-1100nm)
Filter	Default configuration 405、450、492、630nm,
Can be installed up to 15 filters.	
Reading range	0-5.000Abs
Linear range	0-3.500 Abs
Resolution	0.001Abs
Accuracy	≤±0.01Abs
Stability	≤±0.002Abs
Repeatability	≤0.2%
Incubation function	RT.+4℃ to 50℃, with an accuracy of ±0.5℃ at 37℃ (optional).
Vibration plate	Three kinds of linear vibration platefunction ,Adjustable 0- 255 seconds
Display	8 inch color LCD screen, display the entire board information,touch screen operation.
Software	Professional software, Can store 100 groups program,100000 sample results,
More than10 kinds of curve fitting equation.	
Interfaces	COM + USB ports (communication, printing, USB flash drive).
Power input	AC100-240V 50-60Hz
Weight	11Kg
Size	433mm(L)* 320mm(W)*308mm(H)
Package Dimension (W*D*H)(mm)	620*520*460
G.W.(kg)	21Kg

Microplate Reader

MPR-H200BN



Main Features

- ◆ Single or dual wavelength measurements, comprehensive qualitative and quantitative data-evaluation functions with cut-offs, curve-fits and transformation formulas
- ◆ Proven optical system with 8 channel optical fiber scanning, auto plate centering system positions the center of the cell accurately
- ◆ Performing 12 different tests in just one plate
- ◆ Multi-forms in result output including patient comprehensive report
- ◆ With USB interface, easily connect to PC , comprehensive functions with Found Workstation PC software
- ◆ Printer :Built-in Thermal Printer,
- ◆ PC software: equipped with professional computer-based enzyme-linked immunosorbent assay software (no additional charge) elisa Microplate Reader/elisa plate reader

Technical Specification

Model	MPR-H200BN
Input	DIATEK ELISA Reader software
Microplate types	96/ 48 -well plate
Photodetector	Silicon Photodiode
Light source	LED 8v/50w(Lifespan up to 10000h)
Wavelength range	400nm~725nm
Standard filters	405,450,492,630nm & 4 optional
Reading range	0.000-4.000A
Accuracy	±0.008A
Reproducibility	≤0.2%
Stability	±0.003A
Shaking	Linear Shaking, 3 speeds
Interface connections	USB
Power supply	100-240V, 50~60Hz
Dimensions	460(L)x350(W)x197(H)mm
Net weight	7kg



MPR-H200BC

Features

- ◆ Brand-new shell and new operation system .
- ◆ New design and advanced operation system.
- ◆ Touch screen,7" high resolution colour LCD display
- ◆ 8 channel optical fiber scanning
- ◆ Single or dual wavelength measurements
- ◆ Performing 12 different tests just in one plate
- ◆ Extensive report with patient information
- ◆ Multiply report formats of patient information
- ◆ Auto Lamp adjustment and auto calibration
- ◆ Stable memory stores up to 200,000 test data,500 test projects
- ◆ User-friendly, easy to programme and can update software online
- ◆ Easily connect to PC , provide software

Specifications

Model	MPR-H200BC
Microplate types	96/ 48 -well plate
Wavelength range	400nm~725nm
Standard filters	405,450,492,630nm & 4 optional
Reading range	0.000~4.000A
Resolution	0.001A
Accuracy	±0.008A
Reproducibility	≤0.2%
Stability	±0.003A
Reading Speed	Single Wavelength≤3s ;Double Wavelength≤6s
Photodetector	Silicon Photodiode
Light source	LED 8v/50w(Lifespan up to 10000h)
Shaking	Linear Shaking , 3 speeds
Printer	Built-in Thermal Printer
PC software	equipped with professional computer-based enzyme-linked immunosorbent assay software (no additional charge)
Interface connections	2×USB-A, 1×USB-B,1×RS232, 1×Printer
Power supply	100~240V, 50~60Hz
Dimensions	475(L)×350(W)×210(H)mm
Net weight	8kg
Package Dimension	610*460*360
G.W.(kg)	11.5KG

Microplate Reader

MPR-H200B



MPR-H200B

Main Features

- ◆ Touch screen with 10.4"color LCD display, resolution 1024*600
- ◆ Large Intelligent operation interface, easy connect to PC
- ◆ Flexible Plate layout with Blanks, Standards, Samples, Reference, QC in one screen
- ◆ Comprehensive qualitative and quantitative data-evaluation functions with cut-offs,curve-fits and transformation formulas
- ◆ More than 20 different report formats
- ◆ Auto Lamp adjustment and auto calibration
- ◆ Support keyboard and mouse with USB interfaces
- ◆ Stable memory stores up to twenty million test data, 500 test projects elisa Microplate Reader/elisa plate reader
- ◆ PC software: equipped with professional computer-based enzyme-linked immunosorbent assay software (no additional charge)

Specifications

Model	MPR-H200B
Microplate types	96/48-well plate
Photodetector	Silicon photodiode
Light source	LED 8v/50w(Lifespan up to 10000h)
Wavelength range	400nm~725nm
Standard filters	405,450,492,630nm (4 optional filters)
Reading range	0.000~4.000A
Resolution	0.001A
Accuracy	±0.008A
Reproducibility	≤0.2%
Stability	±0.003A
Reading Speed	Single wavelength≤3s ;Double wavelength≤6s
Shaking	Linear shaking , 3 options of speed
Printer	Built-in thermal printer
Interface connections	DVI,VGA,NETWORK INTERFACE,USB,AUDIO INTERFACE, RS-232
Power supply	100~240V, 50~60Hz
Dimensions	460(L)×350(W)×197(H)mm
Net weight	8kg



Description







It is equipped with a 10-inch touch screen, no need to connect a computer. The layout, operating parameters, and algorithm settings and the other information can be completed by a single machine.

Microplate Reader

MPR-A300



Features

-  Offers affordable high performance detection solutions, powered by monochromator and filter based technologies.
-  A high performance multimode detection instrument to provide a simple means of detecting advanced chemistry.
-  Compatible with the customers modular upgraded functions. Users can upgrade to equip the low volume u-Nano Ultra-Micro plate and the automatic injector as your need.
-  The built-in software of the instrument includes multiple algorithm analysis functions of standard curve, qualitative and quantitative, basic calculation, kinetics, spectroscopy and etc.
-  The instrument is operated by an Android system, a 10-inch touch screen, APP software, which provides quick-to-use and easy navigation through the control options. Exporting your result and data are seamless with a variety of options, including export to your local data network.
-  It has a code scanning function, which can not only identify the filters information, but also create a QR code for the experimental program or standard curve. Researcher can quickly import the experimental program into the instrument through the QR code.

Specification

Model	MPR-A300
Basic Information	
Function	Absorbance, fluorescence, luminescence
Microplate Types	6/12/24/48/96/384 wells
Absorbance	
Light Source	High energy xenon flash lamp
Detector	PD
Wavelength Accuracy	2nm
Wavelength Repeatability(SD)	0.2nm
Half Width (FWHM)	<2.5nm
Wavelength Range	200-1000nm, 1nm step
Measuring Range	0-4 OD
Resolution	0.0001 OD
Accuracy	96-precision mode ±(1.0 %+0.003Abs) @ (0.0-2.0Abs]±2.0 % @ (2.0-3.0Abs]
Repeatability	CV < 1.0 % or SD< 0.003 Fast (0.0-3.0Abs]
	CV < 0.5 % or SD< 0.003 Accurate (0.0-3.0Abs]
Stray Light	0.1 % @ 220nm
Linear	R2>0.999 @ [0.0-3.0Abs]
Reading Time	96-well plate: fast <15s
Fluorescence	
Reading Mode	Top reading
Excitation Light Source	High energy xenon lamp
Detector	PMT
Wavelength Range	EX: 200-1000nm; EM: 270-850nm
Filter EX / EM	3 groups: EX470/EM525, EX523/EM564, EX624/EM692 (other wavelengths can be replaced)
Detection Limit	≤1pm
Linear Dynamic Range	6 logs
Luminescence	
Detector	PMT
Detection Limit	15amol / hole
Linear Dynamic Range	6 logs
Crosstalk	≤0.005 %
Wavelength Range	200-850nm
Shaking & Incubation	
Shaking Mode	Linear, circular, double circular
Incubation Temperature	RT. +4 °C to 45 °C
Temperature Uniformity	±0.5 °C @37 °C

Specification

Model	MPR-A300
Software	
Software Interface	English
Screen Size	10-inch LCD display
Operation Method	Touch capacitive screen; use mouse
Data Capacity	10GB
Compatibility	Support PC software, Win7 to Win10 64 bit
Data Transmission and printer	Test data report can be uploaded to PC server via FTP.Connect the printer through the PC end
Others	
Instrument Port	2 USB A type ports / 1 USB B type port
	1 Ethernet port
	RS 232 bus interface (injector connection)
Electricity	AC 100~240 V, 50~60 Hz
Power	160W, 24V, 6.67A (can be adjusted according to hardware requirements)
External Dimension(W*D*H)	420*550*386 mm
N.W./G.W.	33kg/70kg
Package Dimension(W*D*H)	800*780*800mm
u-Nano Ultra-Micro Plate (Optional)	
Number of Samples	1-16
Sample Detection Volume	2-4μL
Automatic Injector Module (Optional)	
Quantity	1, 2
Dispensing Volume	5-1000μL, 1μL increment
Liquid Injection Speed	125-500μL / s
Accuracy	±1μL @ 5-50μL ±2% @ 51-1000μL
Waste Liquid Collection	50mL
PC Software (Optional) ReaderIt-II	
Modular Filter (Optional)	
ABS Optical Performance Validation Board (Optional)	

Microplate Reader

MPR-A200 MPR-A200HT



MPR-A200



MPR-A200HT

Features

High Quality Data and Stable Performance

Double beam optical system has the reference optical channel system, which make the data more stable;

After the instrument is started, the light source, grating, detector, position, etc. are automatically calibrated to ensure stable and reliable operation of the instrument;

Long life xenon lamp which can be used for 109 times.

u-Nano Ultra-Micro Plate (Optional)

Quickly complete high-throughput quantification of micro nucleic acid and proteins without samples dilution;

Independent lower computer software, can quickly read the sample concentration and purity report;

1~16 samples can be detected at the same time, only 2~4µL sample volume is needed;

During continuous testing, you only need to wipe off the last batch of samples with dust-free paper.

Printer:Connect the printer through the PC end.

Choose Detection Wavelength Freely with Raster

It adopts the xenon flash lamp as light source, which chooses the wavelength range from 200~1000nm with 1nm step by grating monochromator for the full spectrum scanning.

Powerful and Flexible Software

User authority classification;

Powerful data analysis and process;

Standard curve library;

FTP (File transfer protocol);

Multiple report export types;

Printer:Connect the printer through the PC end.

Cuvette Mode (only for MPR-A200HT)

Independent cuvette slot;

Detection wavelength 200~1000nm;

With incubation function, RT.+4 °C ~ 45 °C;

Independent cuvette software can be directly used for endpoint method, kinetics, spectral scanning and standard curve establishment.

Description


It's a high-quality microplate reader based on a monochromator with a wavelength range of 200~1000nm. It can be used for spectral scanning, endpoint method and kinetic detection. Suitable for 96-well plates and 384-well plates with and without lids.

Specification

Model	MPR-A200	MPR-A200HT
Cuvette Mode	NO	YES
Microplate Type	96/384 wells	
Detection Mode	Absorbance	
Light Source	Xenon flash lamp/number of flashes>109	
Wavelength Range	200~1000nm	
Wavelength Accuracy	2nm	
Wavelength Repeatability	0.2nm	
Optical System	Monochromator, 1nm step	
Reading Range	0~4.0OD	
Bandwidth	<2.5nm	
Detection System	2 silicon photodetectors, one for measurement, one for reference	
Linear @450nm	R2≥0.999, [0.0~3.0 Abs]	
Absorbance Accuracy @450nm	± (1.0 % + 0.003 Abs), (0 ~2.0 Abs]; ± 2.0 %, (2.0 ~ 2.5 Abs]	
Absorbance Repeatability @450nm	CV<0.5 % or SD<0.003 accurate mode; CV<1.0% fast mode	
Measuring Speed	96-well plate: fast mode <8 seconds, accurate mode <28 seconds (end point method)	
Shaking	Linear, 3 speeds adjustable	
Temperature Range	RT.+4 °C~45 °C	
Temp. Accuracy & Uniformity	±0.5 °C @37 °C, ±0.5 °C @37 °C	
User Interface	Built-in software, independent use	
Optional	ReaderIt-II software, u-Nano Ultra-Micro Plate, ABS Optical Performance Validation Board	
Operation Display	Touch screen input, Android system, 10-inch LCD display full board information, can be connected with keyboard and mouse	
Internal Storage	16 G storage, can store more than 20,000 data files	
Port	1 type B USB interface, 2 type A USB interfaces, 1 network port	
Robotic Arm Compatibility	Temporarily incompatible	
Electricity	DC 24 V, 6.67 A	
External Dimension(W*D*H)	300*500*260 mm	
N.W./G.W.	15.5kg/21kg	
Package Dimension(W*D*H)	690*490*500mm	

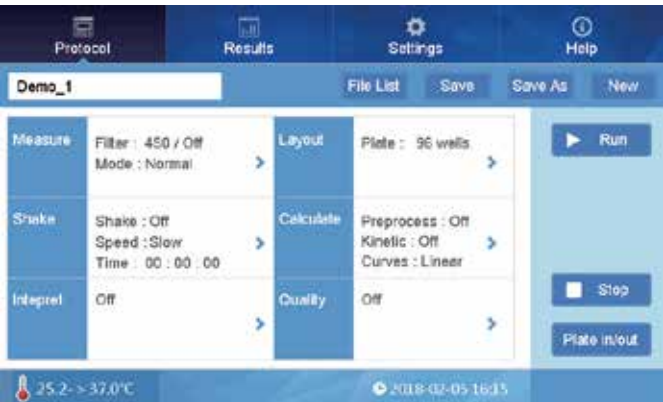
Microplate Reader

MPR-100 MPR-100T



Specification

Model	MPR-100		MPR-100T
Display	7 inch high resolution capacitive touch screen		
Light Source	6V, 10 W halogen lamp(Lifespan up to 10000h)		
Wavelength Range	340nm ~ 750nm		
Optical Filter	8-position filter wheel, standard 4 filters: 405nm, 450nm, 492nm, 630nm		
Absorbance Range	0~4.0Abs		
Resolution	0.001 Abs		
Linear Range	R² ≥0.995 absorbance range 0~3.0 Abs		R² ≥0.995 [0,3 Abs]
Wavelength Accuracy	±2nm		
Absorbance Repeatability	CV≤0.3 % [0,3 Abs); CV≤1 % [3,4 Abs)		
Absorbance Stability	≤0.005 Abs [0,3 Abs)	≤±0.005 Abs [0,2 Abs)	
	≤2.0 % [3,4 Abs)	≤0.3 % [2,3 Abs)	
		≤2.0 % [3,4 Abs)	
Absorbance Accuracy	≤±0.005 Abs [0,2 Abs)	≤±0.005 Abs [0,2 Abs)	
	≤±0.01 Abs [2,3 Abs)	≤±1 % [2,3 Abs)	
	≤±1.5 % [3,4 Abs)	≤±1.5 % [3,4 Abs)	
Sensitivity / Detector	≥0.01 A / photodiode		
Measuring Speed	6s / 96-well plate, fast mode; single wavelength <15 s / 96-well, dual wavelength <28s / 96-well (common mode)		
Shaking	Linear, 3 speeds adjustable		
Incubation Temperature Range	—		RT.+4 °C ~ 50 °C
Temperature Accuracy	—		±0.5°C @ 37 °C
Temperature Uniformity	—		±0.5°C @ 37 °C
User Interface	Built-in software, touch screen input, external mouse		
Internal Storage	Can store 1000 measurement programs and measurement results		
Port	3×USB ports, connecting computer, printer and USB drive		
Electricity	AC 100~240 V, 50~60 Hz, 2 A		
External Dimension (W*D*H)	295*440*225 mm		
N.W./G.W.	10kg/14kg		11kg/14kg
Package Dimension (W*D*H)	560*430*390mm		560*430*390mm



MPR-100T Operation Interface



ReaderIt-I Software Interface

Features

- ◆ High-resolution 7-inch color touch screen, easy to operate, no keyboard required, easy to use;
- ◆ Multiple software configuration, which can be used as a single machine or connected with a computer, and the results are exported in real time;
- ◆ Absorbance range: 0.0~4.000 Abs, meeting different measurement requirements;
- ◆ 8-position filter wheel, standard 4 filters, optional other filters;
- ◆ The built-in software can provide instrument control and data analysis, and can be directly connected to a U disk;
- ◆ The detection speed is fast, and the whole 96-well microplate detection can be completed within 6 seconds.
- ◆ MPR-100T has additional incubation function, with temperature range is from RT+4°C to 50 °C

Advantages

- ◆ High-resolution 7-inch touch screen, simple and intuitive operation, no keyboard required;
- ◆ Visual layout, convenient and practical;
- ◆ The microplate reader is equipped with the standard control and data analysis software ReaderIt-I, which is convenient and quick for data detection;
- ◆ Powerful data analysis function and excellent result report, not only can run the analysis independently, but also run the analysis on the computer.

Description

The MPR-100/MPR-100T is a high-quality light absorption microplate reader based on a filter, with a wavelength range of 340nm-750nm, suitable for scientific research and clinical applications. 7-inch touch screen color LCD display, no keyboard required, easy to use.