

Semi-Automatic Urine Analyzer

UA-SA-200



Description

- UA-SA-200 Semi-Automatic Urine Analyzer is popular with its characters of small and exquisite, convenient and fast and reliable.

Features

- Small and exquisite.
- Easy to use, fast and reliable.
- Instrument self-detection with standard calibration
- strip detection.
- Automatic urine leakage function to avoid cross-contamination.

Specification

Model	UA-SA-200
Test Speed	120 samples/hour
Measurement Principle	Ultra-high brightness cold light source, reflectometry principle
Scope of Application	10,11,12 and 14 parameters
Test Items	Glucose (GLU), Bilirubin (BIL), Ketone (KET), Specific gravity (SG), pH, Blood (BLD), Protein (PRO), Urobilinogen (URO), Nitrite (NIT), Leukocyte (LEU), Ascorbic acid (VC), Creatinine (CRE), Calcium (CAL) and Microalbumin (MAL)
Record Method	Thermal print/LCD display
Detection Wavelength	525nm-660nm
Working Environment	Temperature:15°C~35°C, Humidity<85%
Power	50VA
Data Communication	RS232 interface, can connect with urine sediment analysis system, hospital management system
Data Storage	2000 test results can be stored, can be queried according to the record number
Report Mode	International units or conventional units
Printing	Built-in high-speed thermal printer
LCD Display	40*64 dot matrix, 37*13mm
External Dimension	350*285*140mm
N.W./G.W.	2.6kg/4.6kg
Package Dimension	510*400*250 (W*D*H)(mm)

Semi-Automatic Urine Analyzer

UA-SA-200Vet

- UA-SA-200Vet: Optional veterinary version



Description

- UA-SA-200 Semi-Automatic Urine Analyzer is popular with its characters of small and exquisite, convenient and fast and reliable.

Features

- Small and exquisite.
- Easy to use, fast and reliable.
- Instrument self-detection with standard calibration
- strip detection.
- Automatic urine leakage function to avoid cross-contamination.

Specification

Model	UA-SA-200Vet
Test Speed	120 samples/hour
Measurement Principle	Ultra-high brightness cold light source, reflectometry principle
Scope of Application	10,11,12 and 14 parameters
Test Items	Glucose (GLU), Bilirubin (BIL), Ketone (KET), Specific gravity (SG), pH, Blood (BLD), Protein (PRO), Urobilinogen (URO), Nitrite (NIT), Leukocyte (LEU), Ascorbic acid (VC), Creatinine (CRE), Calcium (CAL) and Microalbumin (MAL)
Record Method	Thermal print/LCD display
Detection Wavelength	525nm-660nm
Working Environment	Temperature:15°C~35°C, Humidity<85%
Power	50VA
Data Communication	RS232 interface, can connect with urine sediment analysis system, hospital management system
Data Storage	2000 test results can be stored, can be queried according to the record number
Report Mode	International units or conventional units
Printing	Built-in high-speed thermal printer
LCD Display	40*64 dot matrix, 37*13mm
External Dimension	350*285*140mm
N.W./G.W.	2.6kg/4.8kg
Shipping Dimension	500*380*250mm

Fully Automatic Urine Analyzer

UA-A3-240



Features

- Each module of the instrument adopts 32-bit ARM processor, and Can bus connection is applied to achieve fast and accurate result.
- The high-precision sampling system ensures the accuracy of the sample size of the test strip and reduces the pollution of the working table.
- The unique IC card control system reduces the batch difference of test strips and makes the results more accurate.
- Unique system upgrade function: convenient TF card upgrade maintenance function, users can experience the latest software support synchronously.
- The instrument can complete the whole process of sample submission, sample injection, sample dropping, analysis and output report automatically without personnel on duty.
- It can be online detected with the urine sediment analyzer and provide a comprehensive solution for urine, combining urine dry chemistry test results, sediment test results and physical and chemical indicators comprehensively.



Description

- Automatic urine analyzer has a high-precision sample dropping system, which is fast, accurate and low failure rate.

Specification

Model	UA-A3-240
Test Speed	240 strips/hour(15 seconds/strip)
On Board Sample Capacity	5 racks of 10 tubes (50 samples)
Sample Volume	Minimum volume: 3mL
Aspiration Volume	Less than 1mL
Test Principle	Photoelectric colorimetric method
Test Parameters	Urobilinogen(URO), Bilirubin(BIL), Ketone (KET), Blood (BLD), Protein (PRO), Nitrite (NIT), Leukocytes(LEU), Glucose(GLU), Specific Gravity(SG), PH(pH), Ascorbic Acid(VC), Microalbumin(MAL)
Data Storage Capacity	20,000
External Output	RS-232
Electricity	AC 220V, 50Hz
Power	300VA
Fuse	250V 2A
Environment	Temperature:15° C ~ 35° C Optimum temperature: 20° C~25° C Relative humidity:≤75%
Printer	Thermal printer
Dimensions(L*W*H)	660*625*581mm
Net Weight	65kg

Fully Automatic Urine Analysis Workstation

UA-S3-120 UA-A3-240



Description

- UA-S3-120&UA-A3-240 combines the urine chemistry analysis and the urine formed element detection together in one workstation. It makes the urine test efficient, fast and contamination-free.

Features

- Automatic urine dry chemical detection and microscopic examination will be finished in one time, which is efficient, fast and pollution-free;
- Comprehensive report of dry chemical analysis results, urine formed elements test results, scientific indicators, illustrated, provides full diagnostics means for clinical;
- Automatic focus calibration without focus fluid, which reduces maintenance costs.

Specifications






Model	UA-S3-120
Test Parameters	Normal RBC, Standing RBC, Dysmorphic RBC, Normal WBC, WBC, Pus Cell, Hyaline Cast, Granular Cast, WBC Cast, Squamous Epithelial Cell, Normal Epithelial Cell, Sperm, Calcium Crystal, Oxalate Crystal Bacteria, Yeast, Amorphous Urates, Mucus etc.
Test Principle	Flow cell digital imaging technology, medical image fusion technology, artificial intelligence identification technique
Channel	Four channels fixed flow counting cell
Sample Volume	Minimum volume: 3mL, Aspiration volume: 1mL
Test Speed	120 samples/hour
Aspiration Volume	1ml
Test Sensitivity	5 cells/ μ L
Accuracy	>95%
Repeatability	CV<10%
Cross Contamination Rate	<0.05%
Data Storage	200,000
Report Mode	International general quantitative unit; unit / μ L&HPF, complete and illustrated report, with urine chemistry test results and urine sediment test results
Environment	Temperature: 15°C~35°C Optimum temperature: 20°C~25°C Relative humidity: \leq 75%
Electricity	AC220V \pm 10% , 50Hz
Dimensions(L*W*H)	660mm*440mm*570mm
N.W./G.W.	37kg/95kg
Shipping Dimension(L*W*H)	1150*760*770mm
Model	UA-A3-240
Test Speed	240 strips/hour(15 seconds/strip)
On Board Sample Capacity	5 racks of 10 tubes (50 samples)
Sample Volume	Minimum volume: 3mL; Aspiration volume: 1mL
Test Principle	Photoelectric colorimetric method
Test Parameters	Urobilinogen(URO), Bilirubin(BIL), Ketone (KET), Blood (BLD), Protein (PRO), Nitrite (NIT), Leukocytes(LEU), Glucose(GLU), Specific Gravity(SG), PH(pH), Ascorbic Acid(VC), Microalbumin(MAL)
Data Storage Capacity	20,000
External Output	RS-232
Electricity	AC 220V, 50Hz
Power	300VA
Fuse	250V 2A
Environment	Temperature: 15° C ~ 35° C Optimum temperature: 20° C~25° C Relative humidity: \leq 75%
Printer	Thermal printer
Dimensions(L*W*H)	660*625*581mm
Net Weight	65kg

Semi-Automatic Urine Analyzer

UA-SA-300



Features

-  ● Using embedded LINUX operating system, have powerful data processing functions, the accuracy and repeatability of test results are further enhanced, and the instrument functions are more powerful.
-  ● Latest cutting-edge computer vision artificial intelligence, more accurate and more reliable.
-  ● With traceability, each inspection result is photographed and archived, which is convenient for users to review.
-  ● The ambient temperature monitoring system is used to reduce the impact of the laboratory environment on the test results.
-  ● With system upgrade function, users can experience the latest software support simultaneously.

Description

- UA-SA-300 Semi-Automatic Urine Analyzer is popular with its characters of small and exquisite, convenient and fast and reliable. It adopts computer vision technology and AI technology, which is more accurate and reliable.

Specification

Model	UA-SA-300
Test Speed	514samples/hour
Measurement Principle	Artificial intelligence + computer vision technology
Scope of Application	10,11,12 and 14 parameters
Test Items	Glucose (GLU), Bilirubin (BIL), Ketone (KET), Specific gravity (SG), pH, Blood (BLD), Protein (PRO), Urobilinogen (URO), Nitrite (NIT), Leukocyte (LEU), Ascorbic acid (VC), Creatinine (CRE), Calcium (CAL) and Microalbumin (MAL)
Record Method	Thermal print/LCD display
Display	7-inch large screen display, touch operation
Electricity	AC 100~240V±10%, 50~60Hz, safe and reliable
Power	20VA
Working Environment	15~35 ° C, Humidity <85 %
Data Communication	Reserved RS232 interface, WIFI, network interface, external urine sediment analysis system, hospital management software (HIS, LIS)
Data Storage	Large-capacity memory. Can store millions of test results, can query the test result according to the record numbers
Printing Method	Built-in high-speed thermal printer
External Dimension	340*290*250mm
N.W./G.W.(kg)	3.1kg/6kg
Package Dimension(W*D*H)(mm)	420*410*360

Semi-Automatic Urine Analyzer

UA-SA-300Vet

UA-SA-300Vet:

- Optional veterinary version



Features

- Using embedded LINUX operating system, have powerful data processing functions, the accuracy and repeatability of test results are further enhanced, and the instrument functions are more powerful.
- Latest cutting-edge computer vision artificial intelligence, more accurate and more reliable.
- With traceability, each inspection result is photographed and archived, which is convenient for users to review.
- The ambient temperature monitoring system is used to reduce the impact of the laboratory environment on the test results.
- With system upgrade function, users can experience the latest software support simultaneously.

Description

- UA-SA-300 Semi-Automatic Urine Analyzer is popular with its characters of small and exquisite, convenient and fast and reliable. It adopts computer vision technology and AI technology, which is more accurate and reliable.

Specification

Model	UA-SA-300Vet
Test Speed	514samples/hour
Measurement Principle	Artificial intelligence + computer vision technology
Scope of Application	10,11,12 and 14 parameters
Test Items	Glucose (GLU), Bilirubin (BIL), Ketone (KET), Specific gravity (SG), pH, Blood (BLD), Protein (PRO), Urobilinogen (URO), Nitrite (NIT), Leukocyte (LEU), Ascorbic acid (VC), Creatinine (CRE), Calcium (CAL) and Microalbumin (MAL)
Record Method	Thermal print/LCD display
Display	7-inch large screen display, touch operation
Electricity	AC 100~240V±10%, 50~60Hz, safe and reliable
Power	20VA
Working Environment	15-35 °C, Humidity <85 %
Data Communication	Reserved RS232 interface, WIFI, network interface, external urine sediment analysis system, hospital management software (HIS, LIS)
Data Storage	Large-capacity memory. Can store millions of test results, can query the test result according to the record numbers
Printing Method	Built-in high-speed thermal printer
External Dimension	340*290*250mm
N.W./G.W.	3.1kg/5.96kg
Shipping Dimension	430*420*380mm