

# Infitek

## WATER BATH

Water Bath Oscillator, Thermostatic  
Water Bath  
Transparent Water Bath  
Thermostatic Magnetic Stirring Bath



Infitek



Infitek



Infitek



Infitek



Infitek

## Infitek

### Infitek Co., Ltd.

TEL: +86-531-88982330  
FAX: +86-531-88983691  
Website: infitek.com  
Email: info@infitek.com  
Service: support@infitek.com  
Address: Room 201, Building A, No.1 Qianwan 1st Road, Qianhai  
Shenzhen-Hong Kong Cooperation Zone, Shenzhen (Settled in  
Shenzhen Qianhai Business Secretary Co., Ltd.)

US Office

### INFITEK INC.

522W RIVERSIDE AVE STE N,SPOKANE,WA 99201  
EMAIL: INFO@INFITEK.COM



# Water Bath Oscillator, Thermostatic

WB-S300A



- Speed:60-280rpm
- Oscillation Amplitude:20mm
- Timing: 0-9999 minutes
- Temperature Control Range: RT.-100 C

## Features

It is manufactured using imported stainless steel plates and advanced technology.

It has the advantages of high temperature control accuracy, stable oscillation, reliable quality and long service life,etc.

It adopts advanced stainless steel spring universal clamp, which is easy to use.

## Technical index

Model	WB-S300A
Temperature Control Range	RT.-100 C (accuracy $\pm 1$ C; LED digital display)
Speed	60-280rpm
Oscillation Mode	Rotary
Timing	0-9999 minutes
Oscillation Amplitude	$\geq 20$ mm
Net Capacity of Working Chamber volume	$\geq 490 \times 390 \times 170$ mm 32L
Working Load	12kg
Heating Power	1500W
Electricity	220V, 50Hz
External Dimension	710*530*490mm
N.W./G.W.(kg)	36kg/48kg
Package Dimension (W*D*H) (mm)	820*620*570

## Application

- It is widely used in scientific research and experiments in microbial culture, food, biology, medicine, agriculture, environmental protection and other fields.

# Water Bath

WB-1R1H-3 WB-1R2H-7 WB-2R4H-15 WB-2R6H-25



## Features

**AI** Intelligent temperature controller with PID program, digital tube display and function of timing and over-temperature protection.

**U** Add the electric drain switch, one-button operation, convenient to drain, Note: single hole water baths have no drain function.

**Shield** Power off when water shortage to ensure the safe operation of the product.



Stainless steel stretching inner container and roof cover.

## Specifications

Model	WB-1R1H-3	WB-1R2H-7	WB-2R4H-15	WB-2R6H-25	
Classification Specifications	1 hole	1 row & 2 holes	2 rows & 4 holes	2 rows & 6 holes	
Heating Mode	Nature water convection heat transfer				
Function	Temp. Range	RT+5~100 C			
	Temp. Resolution Ratio	0.1C			
	Temp. Motion	±0.5 C			
	Temp. Uniformity	±1.0 C			
Structure	Inner Chamber	Stainless steel			
	Outer Shell	Cold-rolled steel plate, Surface electrostatic spraying			
	Heater	Stainless steel heating tube			
Power Rating	0.4kW	0.5kW	1.0kW	1.5kW	
Temp. Control Mode	PID				
Temp. Setting Mode	Touch button setting				
Controller	Temp. Display Mode	Measuring temperature: displayed on the upper row of the three-digit LED; Setting temperature: displayed on the lower row of the three-digit LED			
	Timer	0~9999min (with timing wait function)			
	Operation Function	Fixed temperature operation, timing function, auto stop.			
	Additional Function	Deviation Correction, menu key locked, power failure back-up, power-off memory			
Sensor	NTC				
Safety Device	Over temperature alarm				
Specification	Inner Chamber size(W*L*H)(mm)	150*135*150	300*135*150	325*300*150	500*300*150
	Exterior size (W*L*H)(mm)	170*154*210	318*168*210	350*318*210	524*322*210
	Package Dimension(W*L*H)(mm)	240*230*280	410*260*300	440*420*310	610*420*300
	Volume	3.4L	6.1L	14.6L	22.5L
	Load per rack	5kg			
	Shelf Number	1			
	Power Supply (50/60Hz)	AC220V/1.8A	AC220V/2.3A	AC220V/4.5A	AC220V/6.8A
	Current rating N.W./G.W. (kg)	3.3/4	4.5/5	6/7.5	7.5/9.5

# Thermostat Water Bath

WB-1R1H-5R



## Selling Points

- Temp. setting range: 0C~100C
- Temp. accuracy:  $\pm 0.3C$  @37C
- Heating time:  $\leq 30\text{min}$ (25C~100C)
- Tank capacity: 5L



## Description

- The Thermostat Water Bath is a temperature-controlled thermostat bath equipment. This durable and dependable water bath comes with a variety of safety and convenience features. It has a unique lid design that allows condensation to drain back into the tank without spilling onto the work area. High efficiency insulation maintains temperature stability and uniformity within the bath, while keeping the housing cool to the touch.

## Features

- Digital set-up for temperature and time with independent LED display.
- Microprocessor control, uniform temperature control, high precision.
- Easy-to-clean stainless steel inner tank, with unique sealing structure to avoid water leakage.
- The side of the tank is equipped with an independent drain, which can easily drain the sewage after cleaning.
- The lid's gabled design will divert condensation to the front and back of the tank, away from samples.
- The gabled lid design can effectively speed up the heating speed and solve the problem of frequent water addition for a long time heating.
- Built-in water level detection device to prevent the danger of dry burning.
- Over-heating protection device is included.

## Specifications

Model	WB-1R1H-5R
Temp. setting range	0 C~100 C
Temp. control range	RT.+5 C~100 C
Timing range	1min~99h59min/ $\infty$
Temp. accuracy	$\pm 0.3 C$ @37 C
Display accuracy	0.1 C
Temp. uniformity	$\pm 0.3 C$ @37 C
Heating time	$\leq 30\text{min}$ (25 C~100 C)
Tank capacity	5L
Working area	263*120*115mm
Power	900W
Electricity	AC220V or 110V/50-60Hz
Fuse	250V 3A $\Phi 5*20$
Dimension	355*263*309mm
Weight	5.1kg

# Thermostat Water Bath

WB-1R2H-2R WB-1R2H-4R WB-1R3H-6R



WB-1R2H-2R



WB-1R2H-4R



WB-1R3H-6R

## Description

The Thermostat Water Bath is a temperature-controlled thermostat bath equipment. This durable and dependable water bath comes with a variety of safety and convenience features.

It has a unique lid design that allows condensation to drain back into the tank without spilling onto the work area. High efficiency insulation maintains temperature stability and uniformity within the bath, while keeping the housing cool to the touch.

## Features

- The lid's gabled design will divert condensation to the front and back of the tank, away from samples.
- Easy-to-clean stainless steel inner tank, with unique sealing structure to avoid water leakage.
- Digital set-up for temperature and time with independent LED display.
- Microprocessor control, uniform temperature control, high precision.



The side of the tank is equipped with an independent drain, which can easily drain the sewage after cleaning.

Built-in water level detection device to prevent the danger of dry burning.



The gabled lid design can effectively speed up the heating speed and solve the problem of frequent water addition for a long time heating.

Over-heating protection device is included.

## Specifications

Model	WB-1R2H-2R	WB-1R2H-4R	WB-1R3H-6R
Temp. setting range	0°C~100°C	0°C~100°C	0°C~100°C
Temp. control range	RT.+5°C~100°C	RT.+5°C~100°C	RT.+5°C~100°C
Timing range	1min~99h59min/∞	1min~99h59min/∞	1min~99h59min/∞
Temp. accuracy	±0.3°C @37°C	±0.3°C @37°C	±0.3°C @37°C
Display accuracy	0.1°C	0.1°C	0.1°C
Temp. uniformity	±0.3°C @37°C	±0.3°C @37°C	±0.3°C @37°C
Heating time	≤ 30min(25°C ~100°C)	≤ 30min(25°C ~100°C)	≤ 30min(25°C ~100°C)
Number of tanks	1	2	3
Tank capacity	1*2L	2*2L	3*2L
Working area	125*100*115mm	125*100*115mm*2	125*100*115mm*3
Power	300W	600W	900W
Electricity	AC220V or 110V/50-60Hz	AC220V or 110V/50-60Hz	AC220V or 110V/50-60Hz
Fuse	250V 3A Φ5*20	250V 3A Φ5*20	250V 3A Φ5*20
Dimension	206*254*310mm	397*254*310mm	588*254*310mm
Weight	2.2kg	5.5kg	8.5kg

# Water Bath

WB-S30



Tube rack and water bath flask seat for standard configuration, with function of water bath.



Large-screen background LCD, shows the measured value, set value and the setting time and the remaining time.

## Features



Resume operation automatically if power off unexpectedly.



High-precision temperature control.



High-precision speed control: PID feedback control, motor speed stable and accurate. Slow start design, automatically locked after speed out of control, adjustable start speed prevent splashing of shaking bottle liquid.

## Specifications

Model	WB-S30	
Function	Operating Temp Range	RT~100 C
	Tem. Resolution Ratio	0.1 C
	Tem. Motion	±0.1 C
	Tem. Uniformity	±0.2 C
	Reciprocal Oscillation Amplitude	16 or 24mm (Ex-factory is 16mm)
	Reciprocating Frequency Range	20~180 (r/min)
	Reciprocating Frequency Accuracy	±1rpm
Structure	Water Tank	Mirror stainless steel
	Outer Shell	Cold rolling steel electrostatic spraying exterior
	Upper Cover	Mirror stainless steel
	Insulating Layer	Polyurethane
	Heater	Stainless Steel Heater
	Driving Mode	Crankshaft+ double link + four wheels
	Shelf	Mirror stainless steel
	Power rating	1.5kW
Controller	Tem. Control Mode	LCD PID Intelligent control
	Reciprocating Control Mode	
	Setting Mode	Touch button setting
	Tem. Display Mode	LCD Display
	Speed Display Mode	
	Timer	0~9999 min
	Operation Function	Fixed value operation, timing function, auto stop, quickly stop start
	Temperature Sensor	Pt100
Safety device	Speed Sensor	Hoare
	Additional Function	Deviation correction, menu keys locked, power-off memory
		Over temperature alarm, menu locked, water full or shortage protection, Motor shaft lock protection;
Specification	Water Tank Size (W*L*H)(mm)	500*310*200
	Exterior Size (W*L*H)(mm)	828*360*425
	Package Dimension (W*D*H) (mm)	930*520*620
	Spring Shock Basket Size (mm)	395*250
	Shock Basket Largest Single Size (ml /piece)	100ml*12/250*8/500*6
	Inside Volume	31L
	Shock Basket Bearing	5kg/layer
Accessories	Current Rating (50Hz)	AC220V/6.8A
	NW/GW (kg)	20/40
		Water bath flask seat, tube rack

● Reciprocating oscillation + thermostatic water bath

# Thermostatic Magnetic Stirring Bath

WB-S4 WB-S6 WB-S6-1



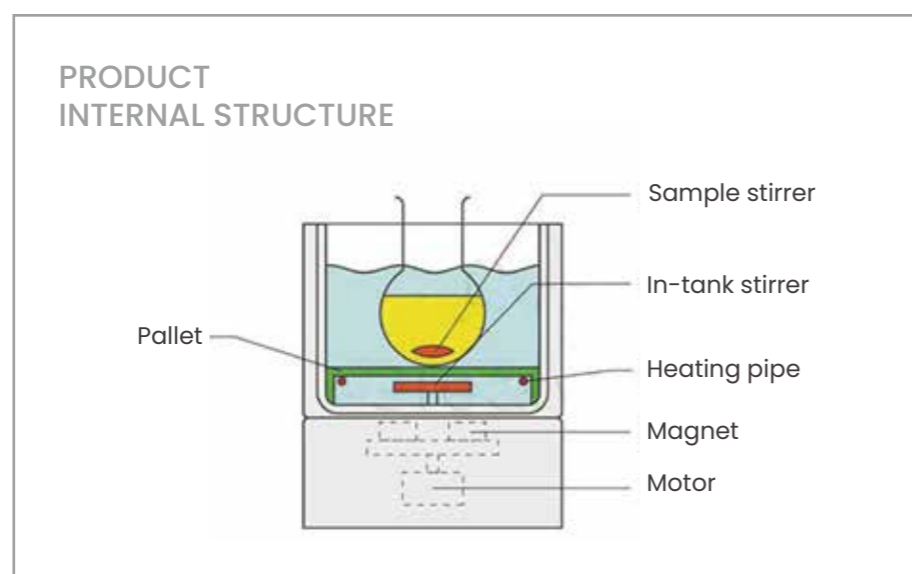
WB-S4



WB-S6



WB-S6-1



## Features

The magnetic stirring system drives the stirrer to rotate synchronistically, so that the solution in the bath can be heated and stirred evenly.

High temperature magnet can continuously work at 300°C without losing magnetism.



DC brushless motor ensures stable performance and continuous working.



Equipped with two sensors make bath temperature and container temperature display alternately.



PID temperature controller ensures accurate temperature control.

## Specifications

Model	WB-S4	WB-S6	WB-S6-1
Temperature Range	Room Temperature + 5~200 C		
Temperature Stability	±1 C		
Temperature Display	Keypad Input, Digital Display		
Stirring Speed Setting	Knob Setting		
Stirring Speed (rpm)	0~2000		
Bath Dimensions (mm)	φ220×110	φ220×160	φ254×130
Bath Capacity (L)	4	6	6.5
Heating Power (W)	500	500	1050
Max. Flask can be placed (mL)	3000	3000	5000
Power Supply (V/Hz)	110V~, 60Hz or 220~240V~, 50/60 Hz		
Dimensions (W*D*H)(mm)	260×280×230	260×280×230	260×280×230
Package Dimension (W*D*H)(mm)	350×340×300	350×340×300	350×340×300
N.W./G.W. (kg)	5/7	5/7	5/7

## Water Bath

### WB-M6A



#### Description

It's designed for use in distilling, drying, concentrating and heat soaking chemicals or biological products.



#### Features

High temperature control accuracy, strong anti corrosion.  
 Energy saving, long service life.  
 Made from imported corrosion-resistant plate with advanced manufacturing process.

#### Specification

Model	WB-M6A
Classification Specification	2 row & 6 holes
Magnetic Stirrer	0-2000rpm
Temperature Range	RT.-100 C
Timing	0-999 minutes
Stirring Position (separate control)	6
Electricity	220V±10%, 50/60Hz; 110V, 60Hz (Optional)
Power	1500W
volume	18L
Dimension of Working Chamber	470*300*130mm
External Dimension	630*370*270mm
N.W./G.W.	18kg/20kg
Shipping Dimension	690*430*300mm

## Water Bath

### WB-M600

#### Application

It is applicable for precise constant temperature by direct or auxiliary heating in biology, physics, plants, chemicals, and environment protection etc.



#### Features

High temperature control accuracy, strong anti corrosion.  
 Energy saving, long service life.  
 Made from imported corrosion-resistant plate with advanced manufacturing process.

#### Specification

Model	WB-M600
Temperature Range	RT.+5 °C-100 °C ( digital control)
Time Range	0-- 999 minutes
Temperature Fluctuation	≤±0.1C
Flow Rate of Pump	≥6L/min
Total Power	1kW
Electricity	220V±10%, 50/60Hz; 110V, 60Hz (Optional)
volume	20L
Dimension of Water Tank	400*280*180mm
Dimension of Working Chamber	240*280*180mm
External Dimension	470*350*380mm
N.W./G.W.	12kg/14kg
Shipping Dimension	520*410*420mm

## Water Bath

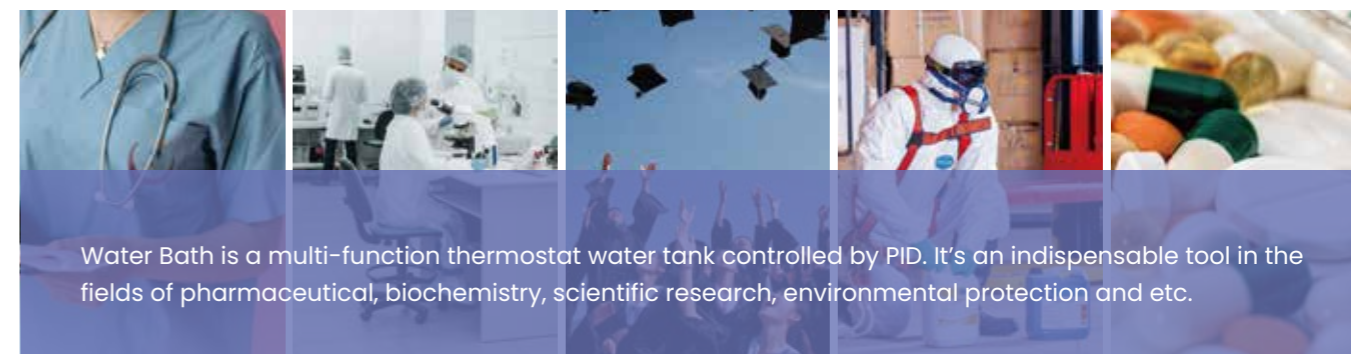
WB-M20 WB-M30 WB-M40 WB-M45 WB-M50  
WB-M80 WB-M100 WB-M150 WB-M250



### Features

High temperature control accuracy, strong anti corrosion.  
Energy saving, long service life.  
Made from imported corrosion-resistant plate with advanced manufacturing process.

### Description



Water Bath is a multi-function thermostat water tank controlled by PID. It's an indispensable tool in the fields of pharmaceutical, biochemistry, scientific research, environmental protection and etc.

### Specifications

Model	WB-M20	WB-M30	WB-M40	WB-M45	WB-M50	WB-M80	WB-M100	WB-M150	WB-M250	
Volume (L)	20	30	40	45	50	80	100	150	250	
Temperature Range (°C)	RT.-100			RT.-100						
Temperature Fluctuation (°C)	±0.5			±0.5					±1	
Timing Range (minutes)	0 - 999			0 - 999						
Dimension of Working Chamber (mm)	320*320*200	400*400*200	450*450*200	450*450*220	480*480*220	600*450*300	650*480*320	800*500*380	850*600*500	
Power (W)	1000	1500	1800	2000	2200	3500	4000	6000	12000	
Electricity	220V/50Hz			220V/50Hz				380V/50Hz		
External Dimension (mm)	480*390*240	560*470*240	610*520*240	610*520*260	640*550*260	760*520*340	810*550*360	960*570*400	1010*670*540	
N.W./G.W. (kg)	10/11	13/15	19/21	20/23	23/27	31/35	35/45	63/70	86/100	
Package Dimension (W*D*H) (mm)	540*450*280	620*530*280	670*580*280	670*580*300	700*610*300	700*610*300	900*650*450	1140*700*660	1100*770*630	

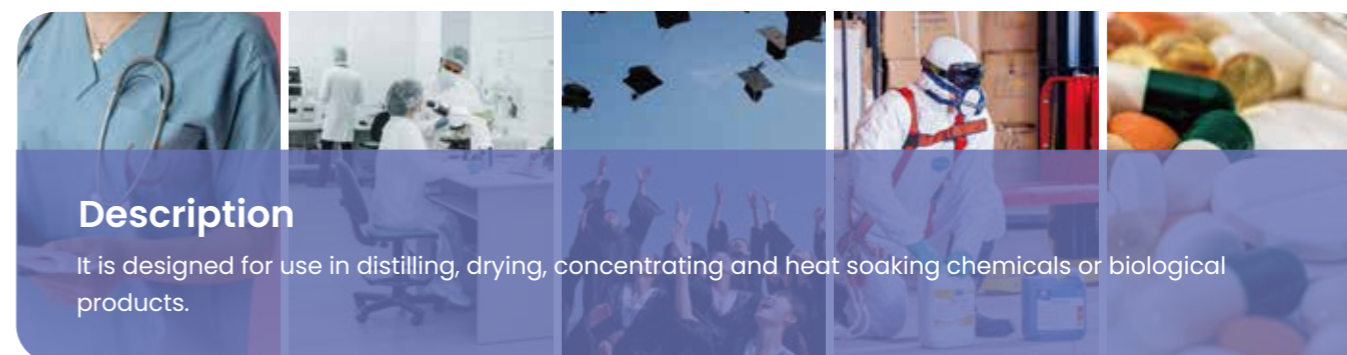
# Water Bath

WB-S1 WB-S2 WB-S11.4 WB-S11.6 WB-S11.8 WB-S4D  
WB-S6D WB-S8D WB-S12D



## Features

Easy to operate and safe to use.  
The outer shell is made of high-quality steel plate.  
Good temperature uniformity, high temperature resistance and corrosion resistance.



## Description

It is designed for use in distilling, drying, concentrating and heat soaking chemicals or biological products.

## Specifications



Model	WB-S1	WB-S2	WB-S11.4	WB-S11.6	WB-S11.8	WB-S4D	WB-S6D	WB-S8D	WB-S12D
Classification Specification	1holes	2holes	4holes	6holes	8holes	2row & 4holes	2row & 6holes	2row & 8holes	2row & 12holes
Available Diameter (D)	120		120	120		120		120	
Available Height (H)	110		90	90		110		90	
Power (W)	300	500	1200	1800	2200	1000	1500	2000	3000
Working Chamber(mm)	160*160*140	300*160*140	610*160*130	900*160*130	1200*160*130	300*300*140	470*300*140	610*300*130	910*300*130
volume(L)	3.3	6.7	12.6	18.7	24.9	12.6	19.7	23.7	35.4
Temperature Range (°C)	RT.-99.9			RT.-99.9					
Temperature Fluctuation (°C)	±0.5			±0.5					
Timing Range ( minutes )	0~ 999			0~ 999					
Electricity	220V±10%, 50/60Hz; 110V,60Hz (Optional)			220V±10%, 50/60Hz; 110V,60Hz (Optional)					
External Dimension(mm)	200*200*220	345*210*220	770*230*170	1060*230*170	1380*250*170	345*345*220	500*340*220	770*370*170	1060*370*170
N.W./G.W.(kg)	2/3	4/5	10/11	13/14.5	18/20	6.5/7.5	9/10	12/13	17/19
Shipping Dimension(mm)	260*260*280	400*260*280	830*300*230	1150*300*230	1460*300*230	400*400*280	600*400*280	830*460*230	1150*430*230

Note:  
D-available diameter of the opening without rings and cover.  
H-available height from the baffle board to the level of the openings.